



BDG SYNTHESIS

Certificate of Analysis

BDG Synthesis certifies that this reference material meets or exceeds the specifications stated herein.

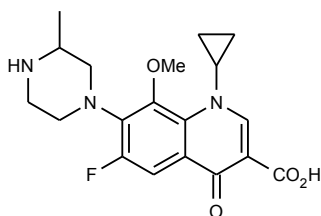
Neil Beare

Neil Beare, PhD, Director
18 April 2017

Name: Gatifloxacin

CAS Number: 112811-59-3

Structure:



Molecular Weight: $C_{19}H_{22}FN_3O_4 = 375.39$

Lot Number: BDG 3592

Appearance: White, crystalline solid

Corrected Purity: 99.7 % (HPLC) - 6.5 % (water) = 93.2 %

Re-test Date: 18 April 2022

Storage and Handling:

Temperature:	refrigerate for prolonged storage; may be handled and shipped at ambient temperature.
Humidity:	not believed to be hygroscopic; may be handled in normal laboratory atmosphere.
Light:	protect from strong sunlight.
Caution:	only experienced laboratory personnel should handle the material.

Identity and Purity

Proton NMR Spectrum

Identity: the signals are consistent with the proposed structure and in accord with literature where available.

Residual Solvents: no residual solvents are observed.

Impurities: no significant impurities are evident in the spectrum.

Carbon-13 NMR Spectrum

Identity: the signals are consistent with the proposed structure and in accord with literature where available.

High-resolution Mass Spectrum (FAB+)

Found m/z 376.1669. $C_{19}H_{23}FN_3O_4$ $[M+H]^+$ requires m/z 376.1673. The deviation of 0.9 ppm is within normally accepted limits for the establishment of identity by HRMS.

HPLC

A sharp, symmetrical peak is observed (99.7 %). Note: in the absence of reference materials for preparing calibration curves, it is assumed that all peaks have the same detector response. Where possible, the conditions of analysis follow a pharmacopeial or literature method, or have been adapted from same.

Elemental Analysis

	Found:	C 56.72, H 6.08, N 10.51 %
$C_{19}H_{22}FN_3O_4 \cdot 1.5H_2O$	Requires:	C 56.71, H 6.26, N 10.44 %
$C_{19}H_{22}FN_3O_4$	Requires:	C 60.79, H 5.91, N 11.19 %

The elemental analyses fall substantially outside those expected for anhydrous material; the presence of water is reasonably expected from the method of purification and/or the type of material, and the "best-fit" hydrated molecular formula is given.

Karl-Fischer Analysis

	Found:	H ₂ O 6.5 %
$C_{19}H_{22}FN_3O_4 \cdot 1.5H_2O$	Requires:	H ₂ O 6.7 %

Of necessity, only a small sample could be used and only a single or duplicate analysis performed. We are unable to state what the errors in the reported water content are, but recommend that the result be used, as the best available, when determining corrected purity.

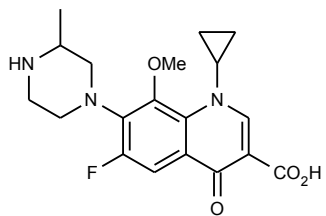
The available quantity of custom-synthesised material is always small, and this limits the extent and type of analytical data which can be obtained. This Certificate is presented in descriptive format for use by analytical chemists who are trained in the use of custom-synthesised materials. Custom materials often contain higher levels of residual solvents and/or water, and we urge you to use the corrected purity where needed rather than the raw HPLC purity. This compound is intended for use as an analytical reference material and it is not for human administration. Structures are shown with relative stereochemistry unless otherwise specified.

The re-test date is assigned from experience gained with the material in the laboratory and/or on storage. It is not possible to perform formal storage studies because of the small amount of material available.

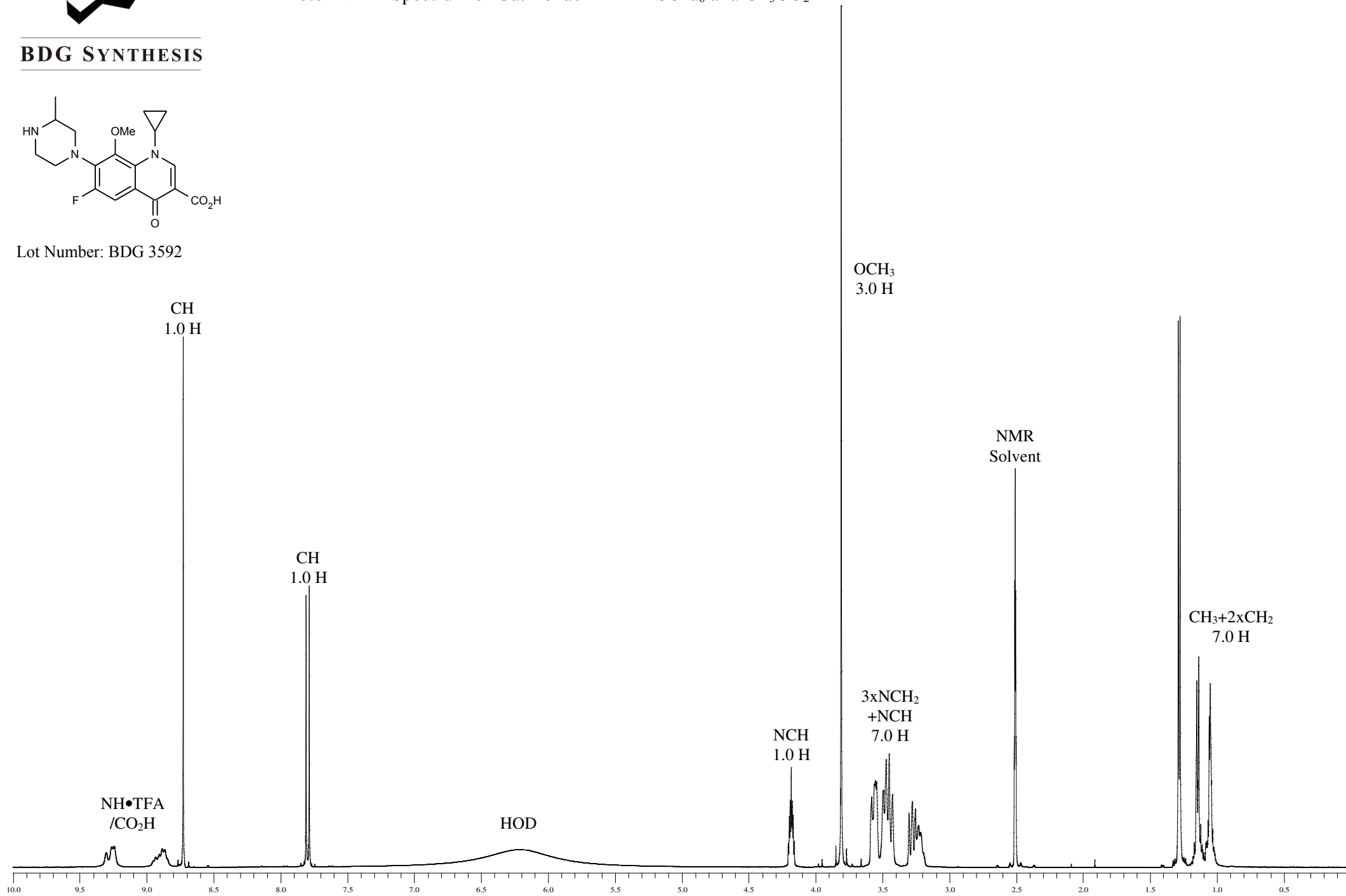


Proton NMR Spectrum of Gatifloxacin in DMSO-d₆ and CF₃CO₂D

BDG SYNTHESIS



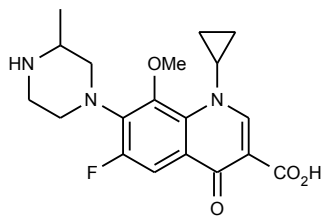
Lot Number: BDG 3592



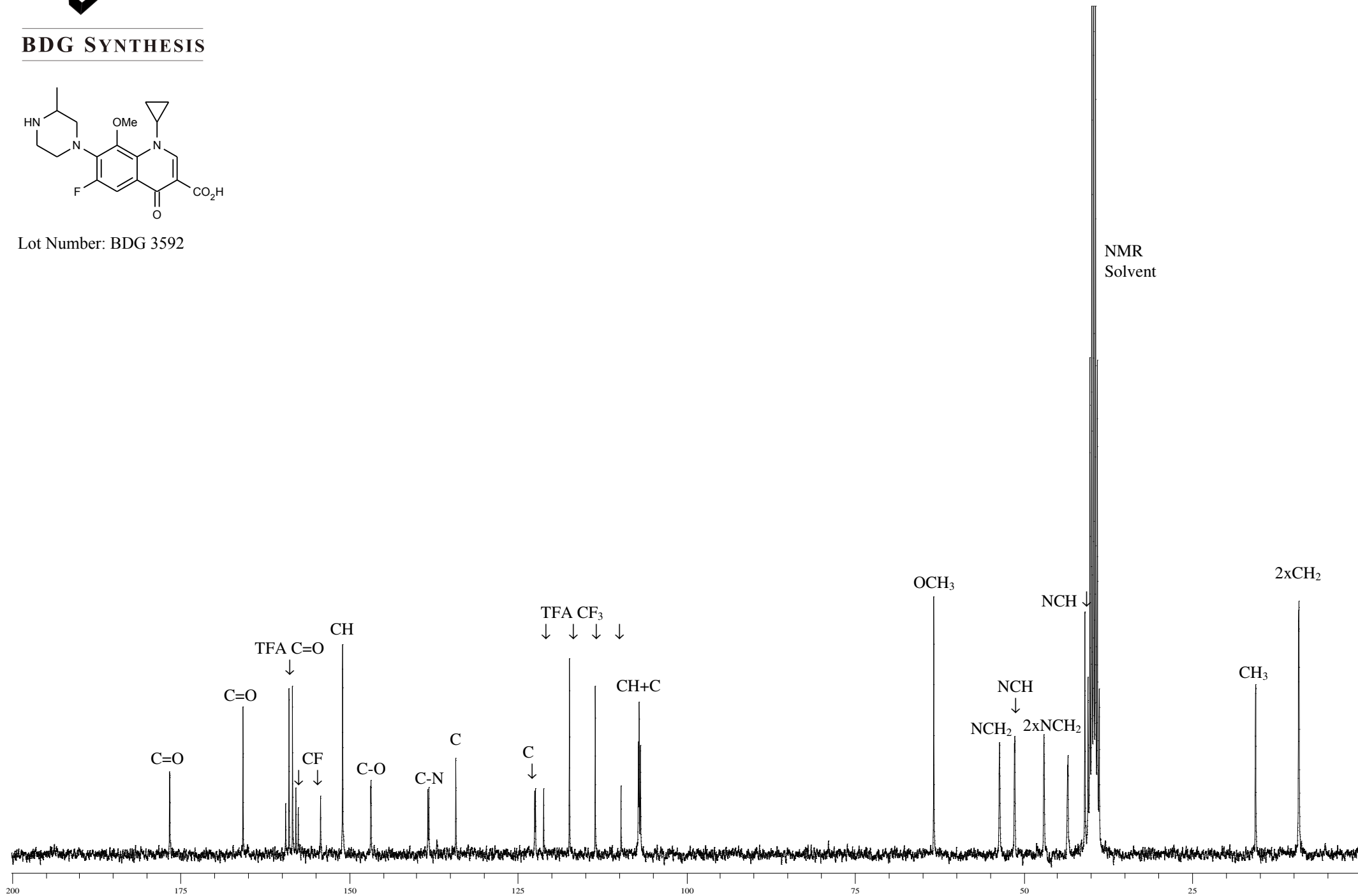


Carbon-13 NMR Spectrum of Gatifloxacin in DMSO-d₆ and CF₃CO₂D

BDG SYNTHESIS



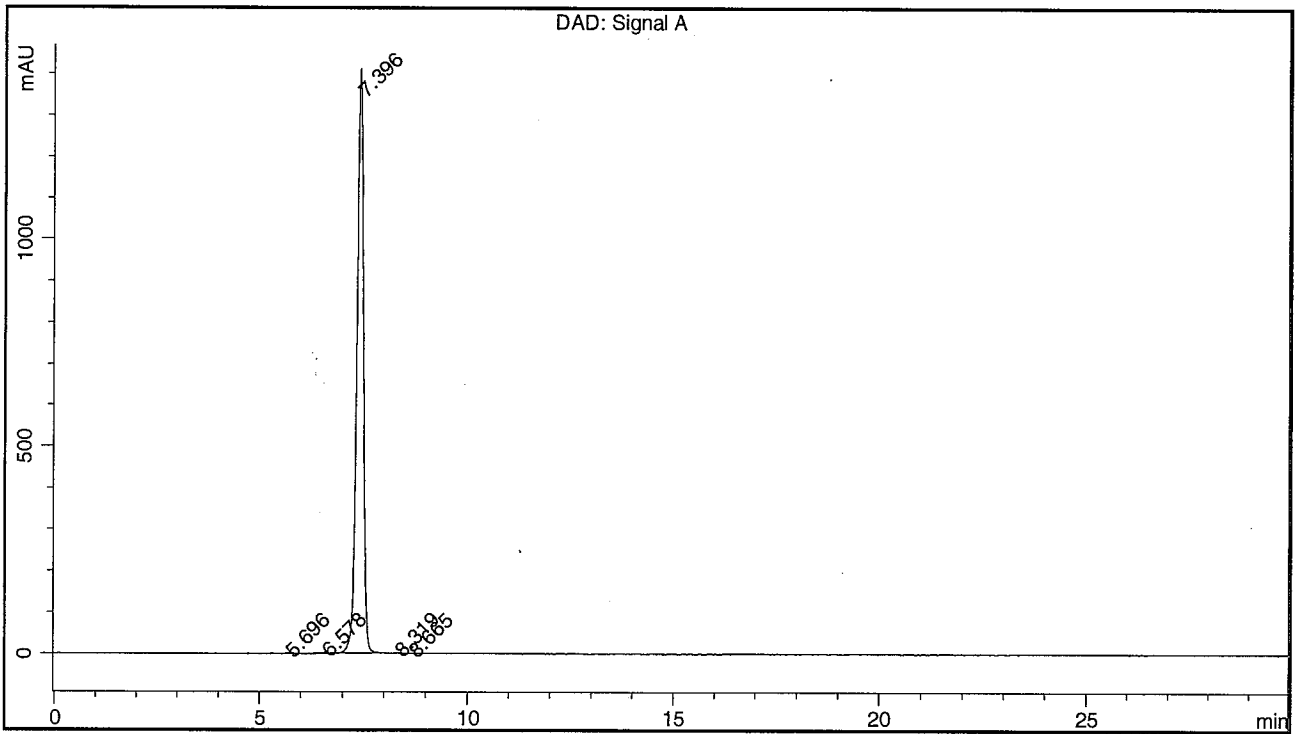
Lot Number: BDG 3592



BDG - Analysis of Gatifloxacin

Column : Phenomenex Luna C18(2) 5um 250 x 4.6 mm
 Guard : Phenomenex Security Guard C18 RP 4 x 3 mm
 Mobile Phase : 50:50 25mM H3PO4 + 10 mM SDS: Acetonitrile
 Flow Rate : 1.0 mL/min
 Sample Solvent : 1:1 Water:Acetonitrile
 Column Temperature : 20 C
 Injection Volume : 10 uL
 Detection : UV at 296 nm

Sample Name	BDG 3592	Instrument	AnalyticalLC01
Acquisition	18/04/2017, 15:21:37	Method (rev.)	LC10156b (3)
Sequence	BDG_18Apr2017a - Reprocessed	Vial Position	21
Operator	solvation010\cerityadmin	Injection	1 of 1



Area Percent Report

Peak#	RT	Peak Height	Peak Area	Width	Area %
1	5.70 min	0.5173	4.2289	0.1174 min	0.027 %
2	6.58 min	2.0345	19.9761	0.1446 min	0.127 %
3	7.40 min	1412.9449	15633.7225	0.1711 min	99.747 %
4	8.32 min	0.8199	8.6183	0.1366 min	0.055 %
5	8.67 min	0.5975	6.8009	0.1488 min	0.043 %