

BDG SYNTHESIS

Certificate of Analysis

BDG Synthesis certifies that this reference material meets or exceeds the specifications stated herein.

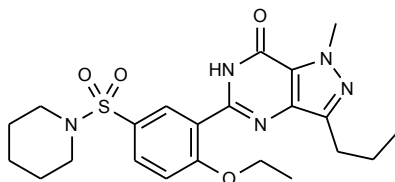
Barry Dent

Barry R. Dent, PhD, Director
18 February 2011

Name: Norneosildenafil

CAS Number: 371959-09-0

Structure:



Molecular Weight: $C_{22}H_{29}N_5O_4S = 459.56$

Lot Number: BDG 6810.1

Appearance: White, crystalline solid

Corrected Purity: 99.8 % (HPLC) - 0.8 % (chloroform) = 99.0 %

Re-test Date: 18 February 2016

Storage and Handling:

Temperature:	refrigerate for prolonged storage; may be handled and shipped at ambient temperature.
Humidity:	not believed to be hygroscopic; may be handled in normal laboratory atmosphere.
Light:	store in an amber vial and protect from bright light.
Caution:	only experienced laboratory personnel should handle the material.

Identity and Purity

Proton NMR Spectrum

Identity: the signals are consistent with the proposed structure and in accord with literature where available.

Residual Solvents: a small amount of chloroform (0.8 % w/w) is observed.

Impurities: no significant impurities are evident in the spectrum.

Carbon-13 NMR Spectrum

Identity: the signals are consistent with the proposed structure and in accord with literature where available.

High-resolution Mass Spectrum (ESI+)

Found m/z 482.1830. $C_{22}H_{29}N_5NaO_4S$ $[M+Na]^+$ requires m/z 482.1832. The deviation of 0.4 ppm is within normally accepted limits for the establishment of identity by HRMS.

HPLC

A sharp, symmetrical peak is observed (99.8 %). Note: in the absence of reference materials for preparing calibration curves, it is assumed that all peaks have the same detector response. Where possible, the conditions of analysis follow a pharmacopeial or literature method, or have been adapted from same.

Elemental Analysis

	Found:	C 57.47, H 6.66, N 15.33 %
$C_{22}H_{29}N_5O_4S$	Requires:	C 57.50, H 6.36, N 15.24 %

The elemental analyses fall within generally accepted limits for establishing the molecular formula given. The results may also be taken to imply the absence of significant quantities of water or inorganic salts (which have not been elsewhere tested for because of sample size limitations).

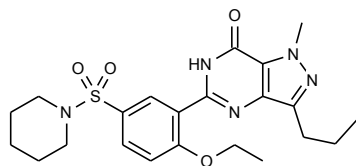
The available quantity of custom-synthesised material is always small, and this limits the extent and type of analytical data which can be obtained. This Certificate is presented in descriptive format for use by analytical chemists who are trained in the use of custom-synthesised materials. Custom materials often contain higher levels of residual solvents and/or water, and we urge you to use the corrected purity where needed rather than the raw HPLC purity. This compound is intended for use as an analytical reference material and it is not for human administration. Structures are shown with relative stereochemistry unless otherwise specified.

The re-test date is assigned from experience gained with the material in the laboratory and/or on storage. It is not possible to perform formal storage studies because of the small amount of material available.

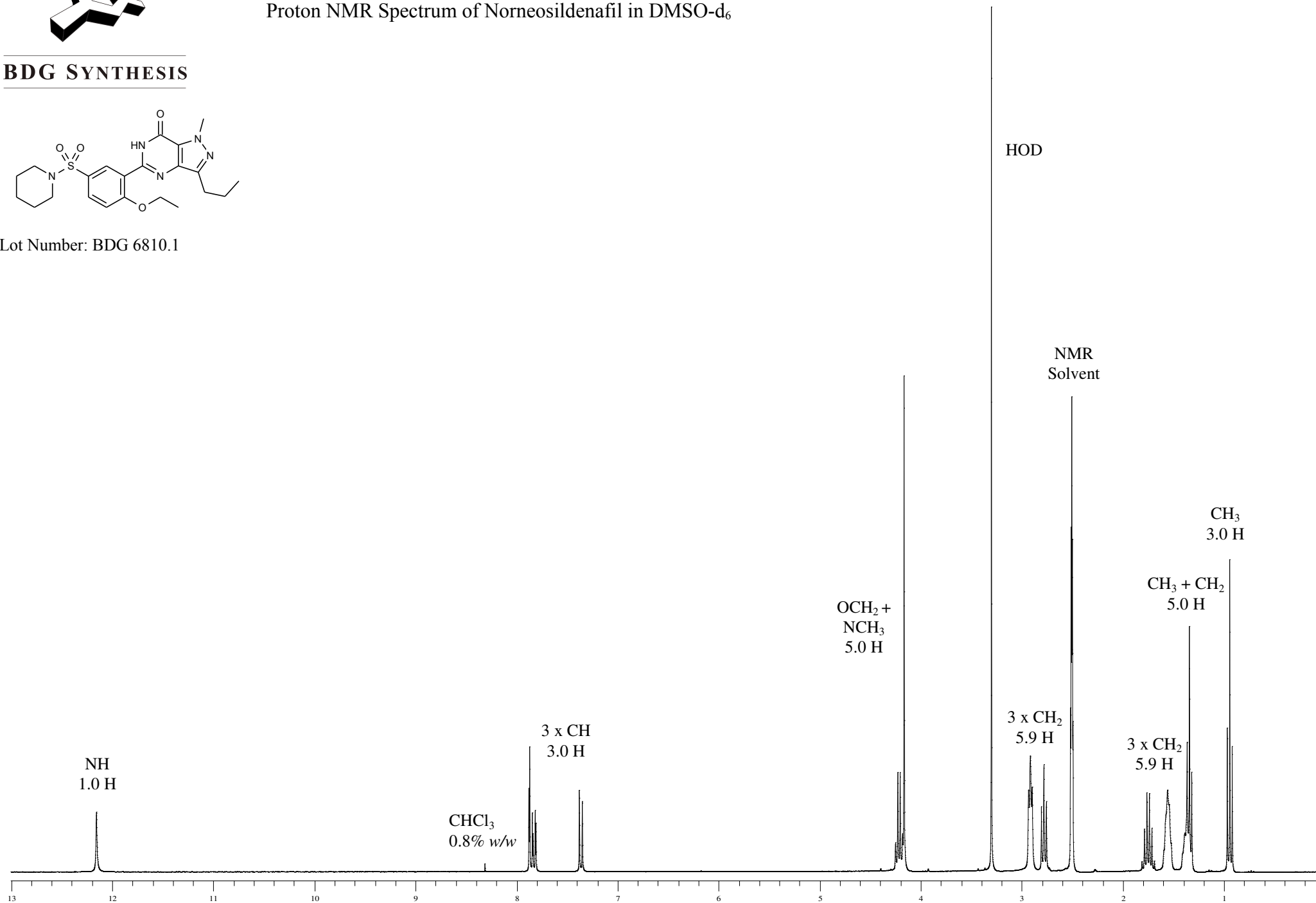


Proton NMR Spectrum of Norneosildenafil in DMSO-d₆

BDG SYNTHESIS



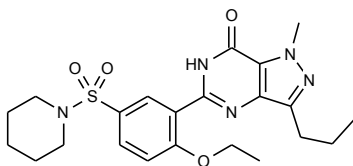
Lot Number: BDG 6810.1



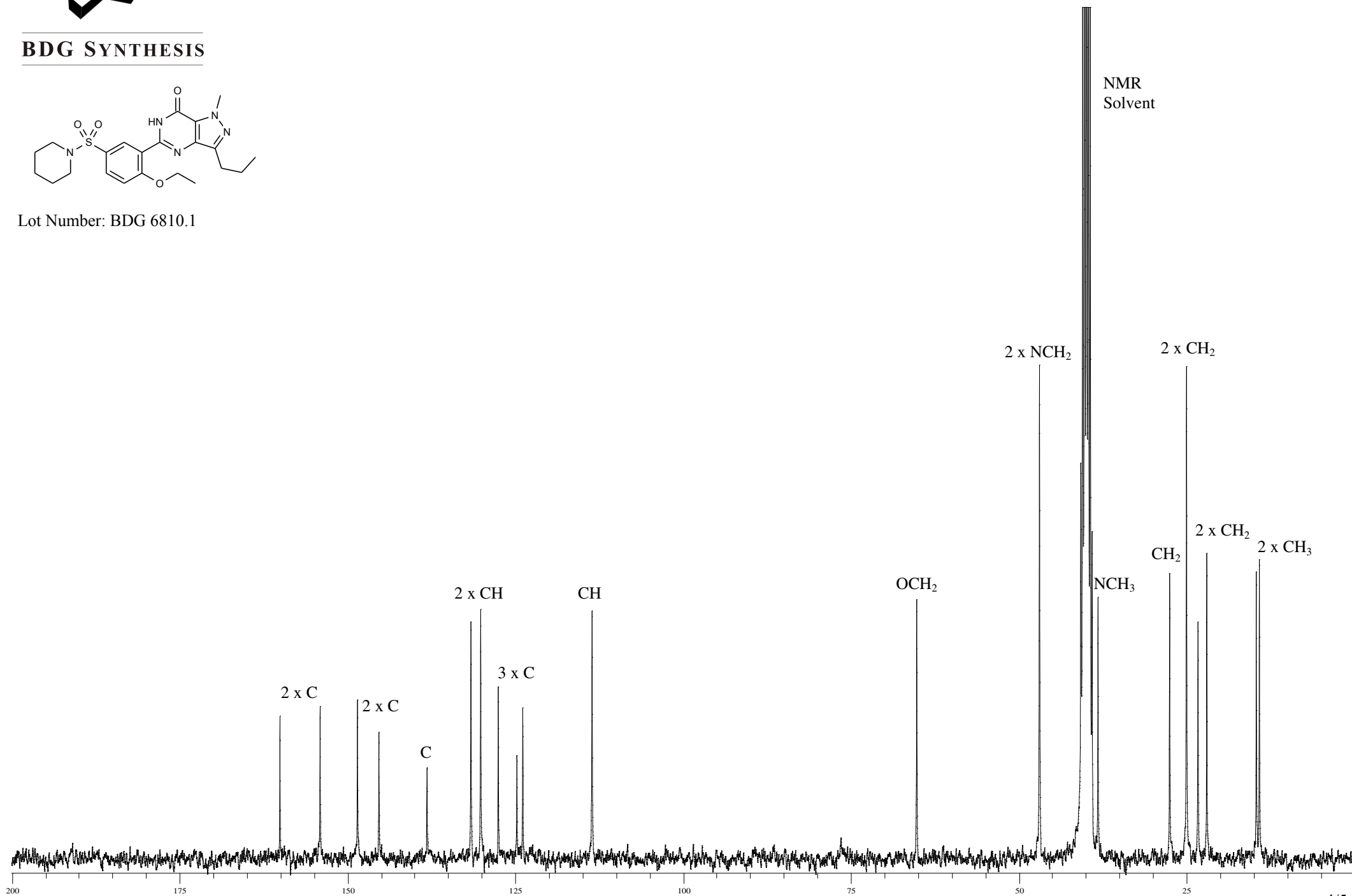


Carbon-13 NMR Spectrum of Norneosildenafil in DMSO-d₆

BDG SYNTHESIS



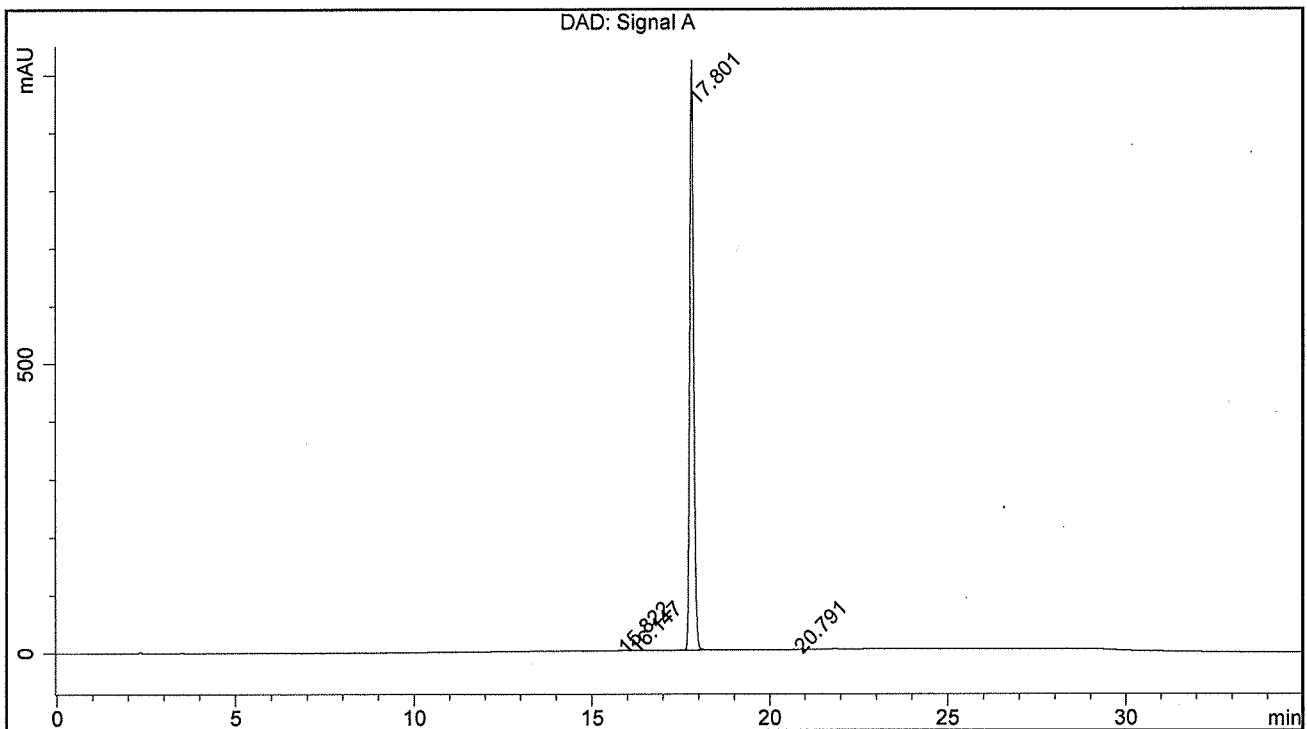
Lot Number: BDG 6810.1



BDG - Analysis of Norneosildenafil

Column : Phenomenex Luna C18(2) 5um 250 x 4.6 mm
 Guard : Phenomenex Security Guard C18 RP 4 x 3 mm
 Mobile Phase A: Water
 Mobile Phase B: Acetonitrile
 Gradient (A:B) : T0=70:30, T20=10:90, T25=10:90, T30=70:30, T35=70:30
 Flow Rate : 1.0 mL/min
 Sample Solvent : 50:50 Water : Acetonitrile
 Column Temperature : 20C
 Injection Volume : 10 uL
 Detection : UV at 225 nm

Sample Name	BDG 6810.1	Instrument	AnalyticalLC01
Acquisition	18/02/2011, 11:17:47	Method (rev.)	LC10158b (5)
Sequence	BDG_18Feb2011a - Reprocessed	Vial Position	1
Operator	solvation010\cerityadmin	Injection	2 of 2



Area Percent Report

Peak#	RT	Peak Height	Peak Area	Width	Area %
1	15.82 min	0.4682	3.6055	0.1138 min	0.046 %
2	16.15 min	0.7117	4.8624	0.1057 min	0.062 %
3	17.80 min	1020.5713	7806.1349	0.1152 min	99.845 %
4	20.79 min	0.4049	3.6234	0.1344 min	0.046 %