



## BDG SYNTHESIS

### Certificate of Analysis

BDG Synthesis certifies that this reference material meets or exceeds the specifications stated herein.

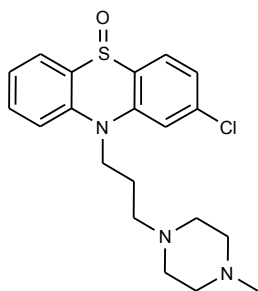
*Neil Beare*

Neil Beare, PhD, Director  
27 July 2015

**Name:** Prochlorperazine Sulfoxide

**CAS Number:** 10078-27-0

**Structure:**



**Molecular Weight:**  $C_{20}H_{24}ClN_3OS = 389.94$

**Lot Number:** BDG 5920.7

**Appearance:** Off-white, crystalline solid

**Purity By HPLC:** 99.4 %

**Re-test Date:** 27 July 2020

**Storage and Handling:**

Temperature:	refrigerate for prolonged storage; may be handled and shipped at ambient temperature.
Humidity:	not believed to be hygroscopic; may be handled in normal laboratory atmosphere.
Light:	store in an amber vial and protect from bright light.
Caution:	only experienced laboratory personnel should handle the material.

## Identity and Purity

### Proton NMR Spectrum

Identity: the signals are consistent with the proposed structure and in accord with literature where available.  
Residual Solvents: a trace (under 0.1 % w/w) of ethyl acetate is observed.  
Impurities: no significant impurities are evident in the spectrum.

### Carbon-13 NMR Spectrum

Identity: the signals are consistent with the proposed structure and in accord with literature where available.

### High-resolution Mass Spectrum (ESI+)

Found  $m/z$  412.1224.  $C_{20}H_{24}^{35}ClN_3NaOS$   $[M+Na]^+$  requires  $m/z$  412.1221. The deviation of 0.9 ppm is within normally accepted limits for the establishment of identity by HRMS.

### HPLC

A sharp, symmetrical peak is observed (99.4 %). Note: in the absence of reference materials for preparing calibration curves, it is assumed that all peaks have the same detector response. Where possible, the conditions of analysis follow a pharmacopeial or literature method, or have been adapted from same.

### Elemental Analysis

$C_{20}H_{24}ClN_3OS$	Found:	C 61.63, H 6.32, N 10.76 %
	Requires:	C 61.60, H 6.20, N 10.78 %

The elemental analyses fall within generally accepted limits for establishing the molecular formula given. The results may also be taken to imply the absence of significant quantities of water or inorganic salts (which have not been elsewhere tested for because of sample size limitations).

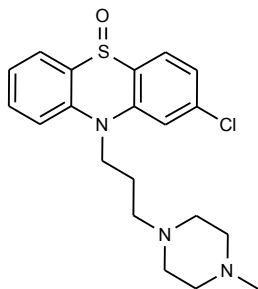
The available quantity of custom-synthesised material is always small, and this limits the extent and type of analytical data which can be obtained. This Certificate is presented in descriptive format for use by analytical chemists who are trained in the use of custom-synthesised materials. Custom materials often contain higher levels of residual solvents and/or water, and we urge you to use the corrected purity where needed rather than the raw HPLC purity. This compound is intended for use as an analytical reference material and it is not for human administration. Structures are shown with relative stereochemistry unless otherwise specified.

The re-test date is assigned from experience gained with the material in the laboratory and/or on storage. It is not possible to perform formal storage studies because of the small amount of material available.

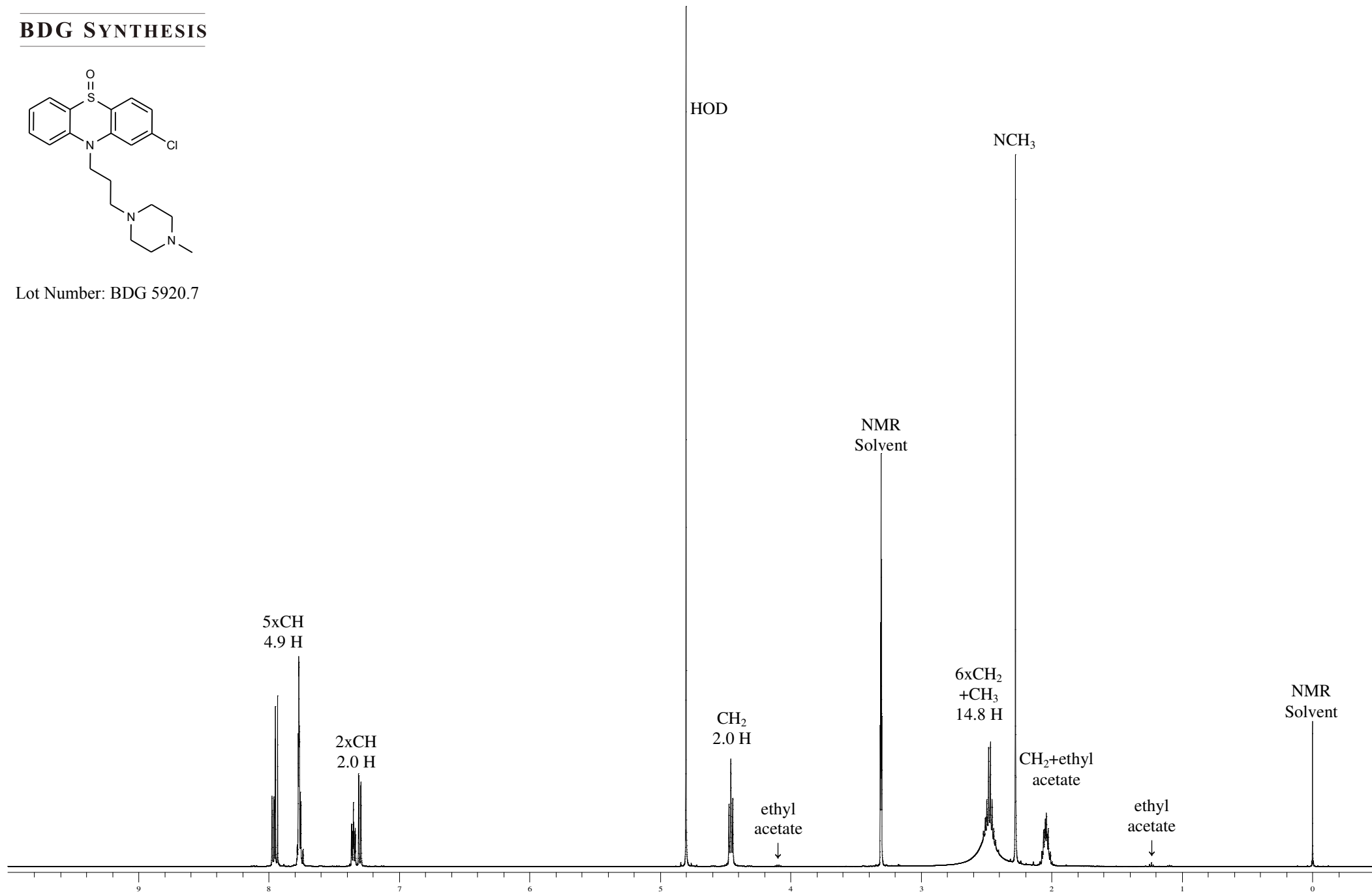


# Proton NMR Spectrum of Prochlorperazine Sulfoxide in Methanol-d<sub>4</sub>

## BDG SYNTHESIS



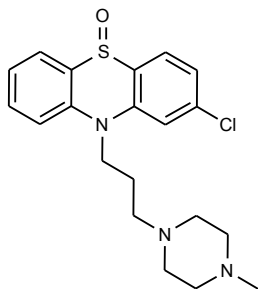
Lot Number: BDG 5920.7



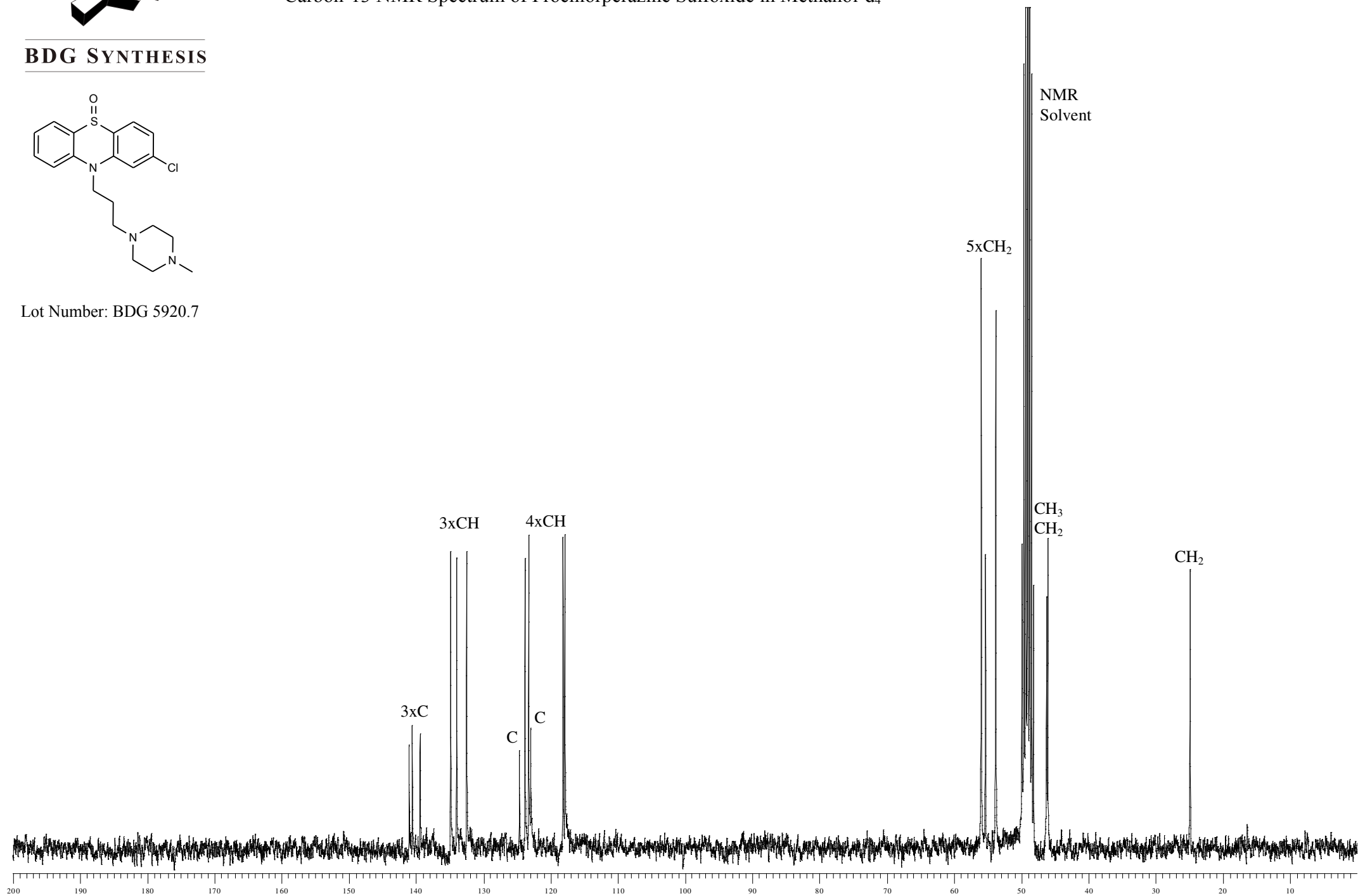


# Carbon-13 NMR Spectrum of Prochlorperazine Sulfoxide in Methanol-d<sub>4</sub>

**BDG SYNTHESIS**



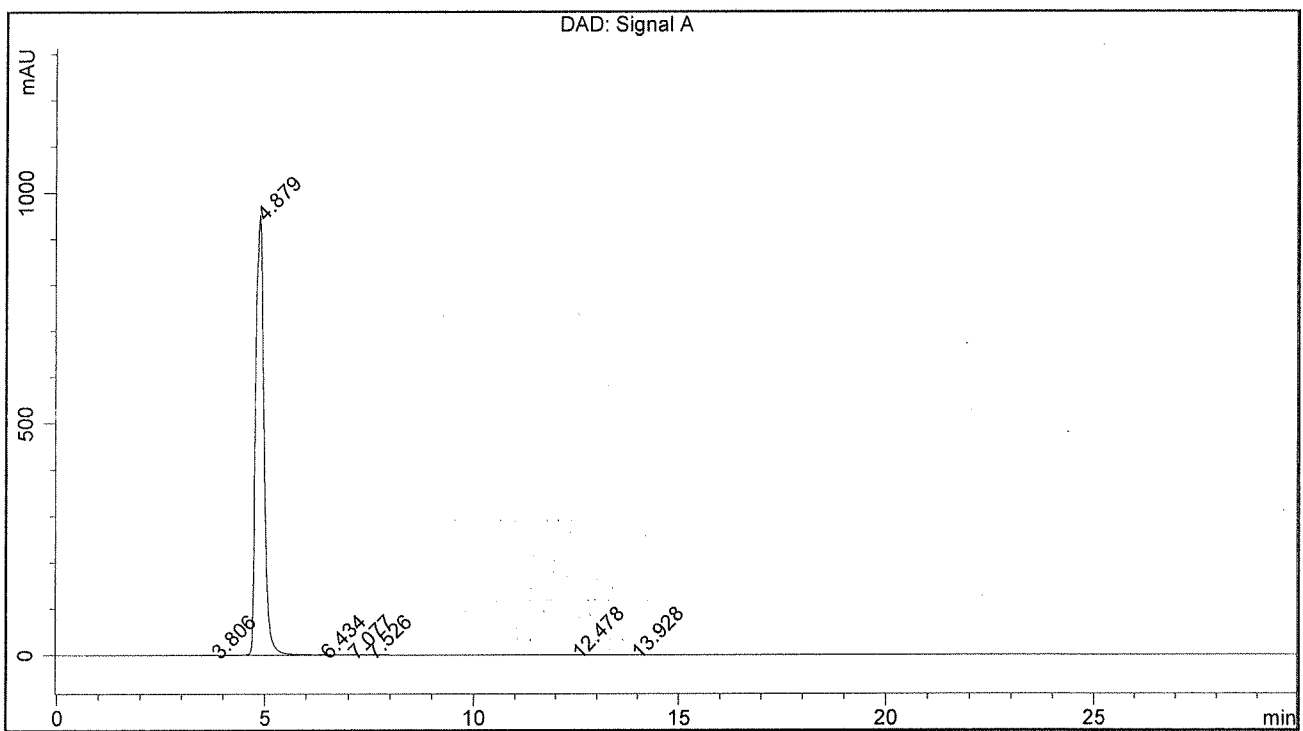
Lot Number: BDG 5920.7



BDG - Analysis of Prochlorperazine sulfoxide

Column : Phenomenex Luna C18(2) 5um 250 x 4.6 mm  
 Guard : Phenomenex Security Guard C18 RP 4 x 3 mm  
 Mobile Phase : 45:40:15 IPS : Acetonitrile : Methanol  
 IPS = 20 mM Heptanesulfonic Acid sodium salt + 70 mM Acetic Acid  
 Flow Rate : 1.0 mL/min  
 Sample Solvent : Mobile Phase  
 Column Temperature : 20C  
 Injection Volume : 10 uL  
 Detection : UV at 254 nm

<b>Sample Name</b>	BDG 5920.7	<b>Instrument</b>	AnalyticalLC01
<b>Acquisition</b>	27/07/2015, 11:55:43	<b>Method (rev.)</b>	LC10001a ( 11 )
<b>Sequence</b>	BDG_27Jul2015a - Reprocessed	<b>Vial Position</b>	12
<b>Operator</b>	solvation010\cerityadmin	<b>Injection</b>	1 of 1



Area Percent Report

Peak#	RT	Peak Height	Peak Area	Width	Area %
1	3.81 min	0.5615	6.1545	0.1759 min	0.046 %
2	4.88 min	948.3351	13450.7112	0.2295 min	99.449 %
3	6.43 min	1.0085	18.3209	0.2799 min	0.135 %
4	7.08 min	0.6956	19.1241	0.3927 min	0.141 %
5	7.53 min	0.6764	25.3274	0.4769 min	0.187 %
6	12.48 min	0.1317	2.7872	0.2628 min	0.021 %
7	13.93 min	0.0975	2.7420	0.3523 min	0.020 %