



BDG SYNTHESIS

Certificate of Analysis

BDG Synthesis certifies that this reference material meets or exceeds the specifications stated herein.

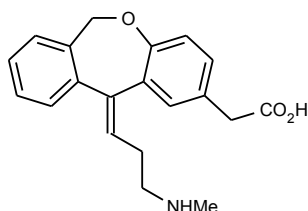
Neil Beare

Neil Beare, PhD, Director
26 February 2015

Name: *N*-Desmethylopatadine

CAS Number: 113835-92-0

Structure:



Molecular Weight: $C_{20}H_{21}NO_3 = 323.39$

Lot Number: BDG 9207

Appearance: White, crystalline solid

Corrected Purity: 98.8 % (HPLC) - 2.3 % (water) = 96.5 %

Re-test Date: 26 February 2016

Storage and Handling:

Temperature:	refrigerate for prolonged storage; may be handled and shipped at ambient temperature.
Humidity:	not believed to be hygroscopic; may be handled in normal laboratory atmosphere.
Light:	protect from strong sunlight.
Caution:	only experienced laboratory personnel should handle the material.

Identity and Purity

Proton NMR Spectrum

Identity: the signals are consistent with the proposed structure and in accord with literature where available.

Residual Solvents: no residual solvents are observed.

Impurities: no significant impurities are evident in the spectrum.

Carbon-13 NMR Spectrum

Identity: the signals are consistent with the proposed structure and in accord with literature where available.

High-resolution Mass Spectrum (ESI+)

Found m/z 324.1605. $C_{20}H_{22}NO_3$ $[M+H]^+$ requires m/z 324.1600. The deviation of 1.5 ppm is within normally accepted limits for the establishment of identity by HRMS.

HPLC

A sharp, symmetrical peak is observed (98.8 %). Note: in the absence of reference materials for preparing calibration curves, it is assumed that all peaks have the same detector response. Where possible, the conditions of analysis follow a pharmacopeial or literature method, or have been adapted from same.

Elemental Analysis

	Found:	C 72.70, H 6.63, N 4.18 %
$C_{20}H_{21}NO_3 \cdot 0.4H_2O$	Requires:	C 72.66, H 6.65, N 4.24 %
$C_{20}H_{21}NO_3$	Requires:	C 74.28, H 6.55, N 4.33 %

The elemental analyses fall somewhat outside those expected for anhydrous material; the presence of water is reasonably expected from the method of purification and/or the type of material, and the "best-fit" hydrated molecular formula is given.

Karl-Fischer Analysis

	Found:	H_2O 2.3 %
$C_{20}H_{21}NO_3 \cdot 0.4H_2O$	Requires:	H_2O 2.2 %

Of necessity, only a small sample could be used and only a single or duplicate analysis performed. We are unable to state what the errors in the reported water content are, but recommend that the result be used, as the best available, when determining corrected purity.

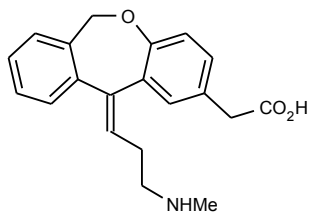
The available quantity of custom-synthesised material is always small, and this limits the extent and type of analytical data which can be obtained. This Certificate is presented in descriptive format for use by analytical chemists who are trained in the use of custom-synthesised materials. Custom materials often contain higher levels of residual solvents and/or water, and we urge you to use the corrected purity where needed rather than the raw HPLC purity. This compound is intended for use as an analytical reference material and it is not for human administration. Structures are shown with relative stereochemistry unless otherwise specified.

The re-test date is assigned from experience gained with the material in the laboratory and/or on storage. It is not possible to perform formal storage studies because of the small amount of material available.

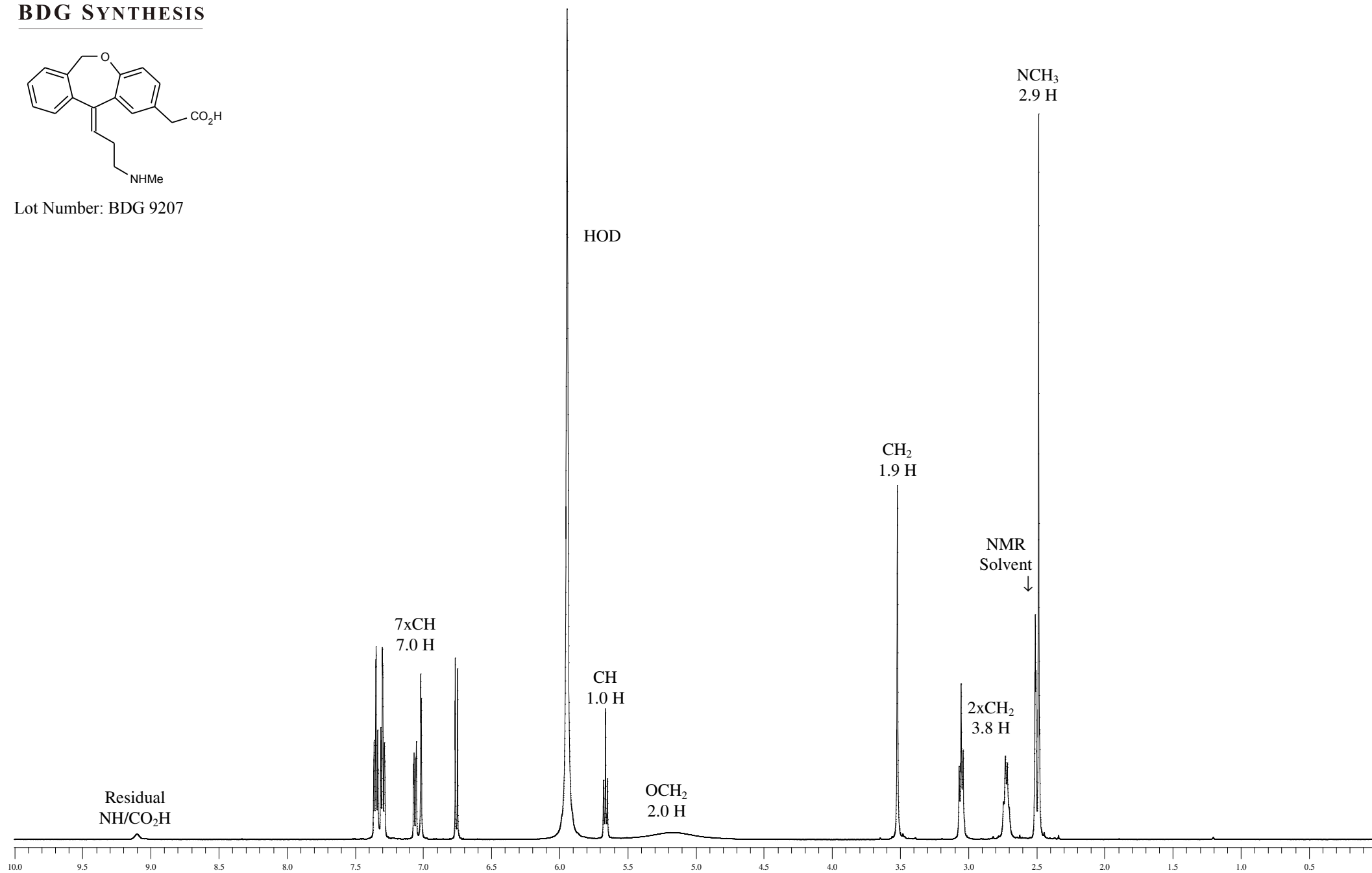


Proton NMR Spectrum of *N*-Desmethylolopatidine in DMSO-d₆ + DCl

BDG SYNTHESIS



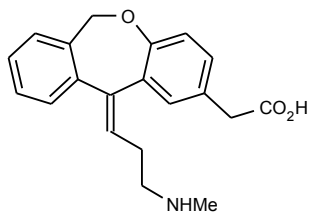
Lot Number: BDG 9207



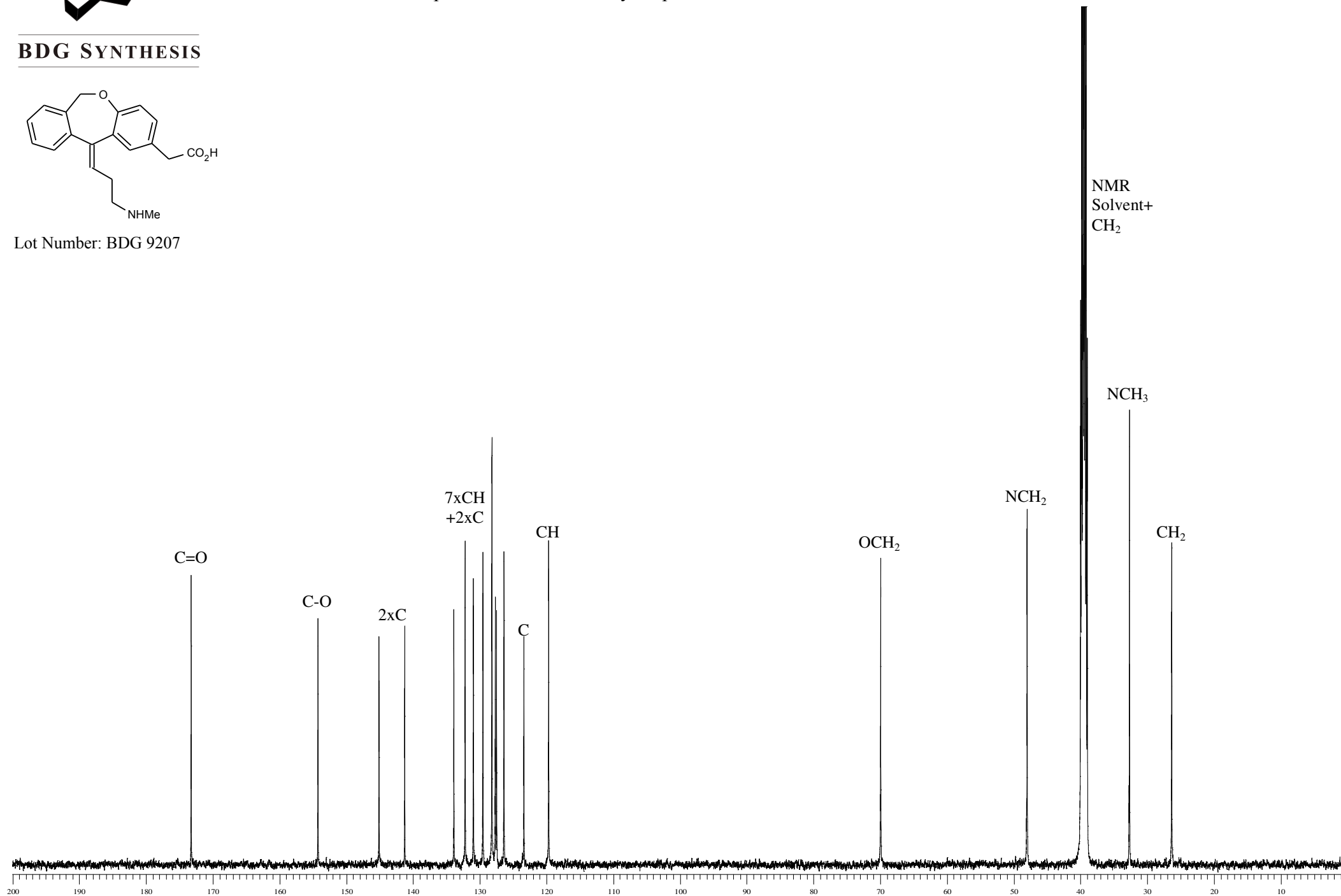


Carbon-13 NMR Spectrum of *N*-Desmethylopatadine in DMSO-d₆ + DCl

BDG SYNTHESIS



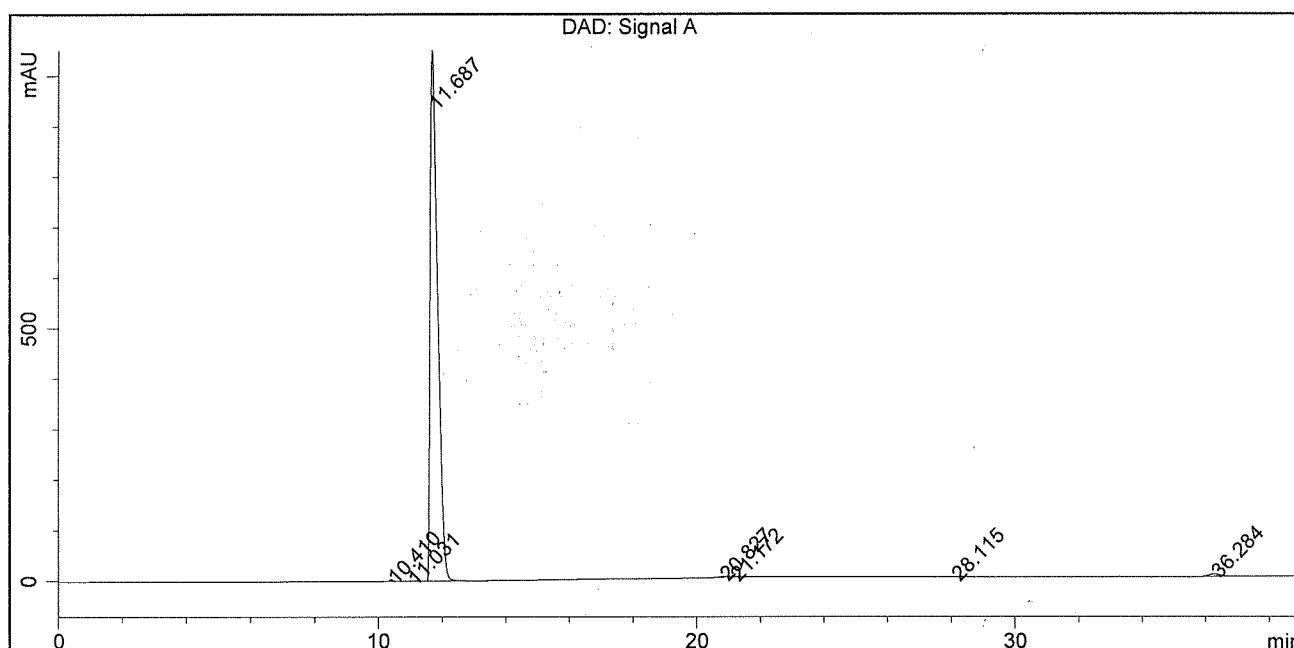
Lot Number: BDG 9207



BDG - Analysis of Olopatadine derivatives

Column : Phenomenex Luna C18 (2) 5um 250 x 4.6 mm
 Guard : Phenomenex Security Guard C18 RP 4 x 3 mm
 Mobile Phase A : 80:20:0.01 Water : Acetonitrile :Trifluoroacetic Acid
 Mobile Phase B : 50:50:0.01 Acetonitrile :Trifluoroacetic Acid
 Gradient : T0=100:0, T20=0:100, T36=0:100, T37=100:0, T40=100:0
 Flow Rate : 1 mL/min
 Sample Solvent : 1:1 Acetonitrile:Water
 Column Temperature : 20C
 Injection Volume : 10 uL
 Detection : UV at 254 nm

Sample Name	BDG 9207	Instrument	AnalyticalLC01
Acquisition	26/02/2015, 17:11:56	Method (rev.)	LC10016m (6)
Sequence	BDG_26Feb2015b - Reprocessed	Vial Position	71
Operator	solvation010\cerityadmin	Injection	1 of 1



Area Percent Report

Peak#	RT	Peak Height	Peak Area	Width	Area %
1	10.41 min	3.5317	27.8365	0.1180 min	0.161 %
2	11.03 min	0.2038	1.9161	0.1197 min	0.011 %
3	11.69 min	1052.0832	17082.0348	0.2394 min	98.817 %
4	20.83 min	1.6843	29.5013	0.2503 min	0.171 %
5	21.17 min	0.8655	11.4064	0.1838 min	0.066 %
6	28.12 min	0.3080	4.6326	0.1935 min	0.027 %
7	36.28 min	4.9628	129.2453	0.3878 min	0.748 %