



BDG SYNTHESIS

Certificate of Analysis

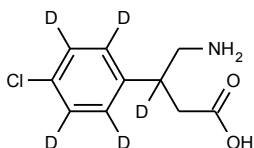
BDG Synthesis certifies that this reference material meets or exceeds the specifications stated herein.

Barry Dent

Barry R. Dent, PhD, Director
3 August 2011

Name: Baclofen-d₅
CAS Number: 1134-47-0 (unlabelled)

Structure:



Molecular Weight: C₁₀H₇D₅ClNO₂ = 218.69

Lot Number: BDG 7025.0

Appearance: White, crystalline solid

Purity By HPLC: 96.2 %

Isotopic Purity: Under 0.5 % d₀

Re-test Date: 3 August 2016

Storage and Handling:

Temperature:	refrigerate for prolonged storage; may be handled and shipped at ambient temperature.
Humidity:	not believed to be hygroscopic; may be handled in normal laboratory atmosphere.
Light:	protect from strong sunlight.
Caution:	only experienced laboratory personnel should handle the material.

Identity and Purity

Proton NMR Spectrum

Identity: the signals are consistent with the proposed structure and in accord with literature where available.

Isotopic Labelling: signals at the sites of deuteration are absent, compared with the spectrum of unlabelled material, indicating clean deuteration.

Residual Solvents: no residual solvents are observed.

Impurities: no significant impurities are evident in the spectrum.

Carbon-13 NMR Spectrum

Identity: the signals are consistent with the proposed structure and in accord with literature where available.

Isotopic Labelling: signals at the sites of deuteration have collapsed to small multiplets compared with the spectrum of unlabelled material, indicating clean deuteration.

High-resolution Mass Spectrum (ESI+)

Found m/z 219.0947. $C_{10}H_8D_5ClNO_2$ $[M+H]^+$ requires m/z 219.0943. The deviation of 2.0 ppm is within normally accepted limits for the establishment of identity by HRMS. No signal for d_0 material was seen (detection limit about 0.5 %).

HPLC

A sharp, symmetrical peak is observed (96.2 %). Note: in the absence of reference materials for preparing calibration curves, it is assumed that all peaks have the same detector response. Where possible, the conditions of analysis follow a pharmacopeial or literature method, or have been adapted from same.

Elemental Analysis

	Found:	C 54.81, H 3.16, D 4.52, N 6.30 %
$C_{10}H_7D_5ClNO_2$	Requires:	C 54.92, H 3.23, D 4.60, N 6.40 %

The elemental analyses fall within generally accepted limits for establishing the molecular formula given. The results may also be taken to imply the absence of significant quantities of water or inorganic salts (which have not been elsewhere tested for because of sample size limitations).

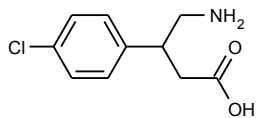
The available quantity of custom-synthesised material is always small, and this limits the extent and type of analytical data which can be obtained. This Certificate is presented in descriptive format for use by analytical chemists who are trained in the use of custom-synthesised materials. Custom materials often contain higher levels of residual solvents and/or water, and we urge you to use the corrected purity where needed rather than the raw HPLC purity. This compound is intended for use as an analytical reference material and it is not for human administration. Structures are shown with relative stereochemistry unless otherwise specified.

The re-test date is assigned from experience gained with the material in the laboratory and/or on storage. It is not possible to perform formal storage studies because of the small amount of material available.



Proton NMR Spectrum of Baclofen (top) and Baclofen-d₅ (bottom) in D₂O

BDG SYNTHESIS

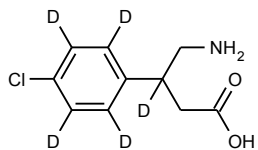


4xCH
3.8 H

HOD

NCH₂+CH
3.0 H

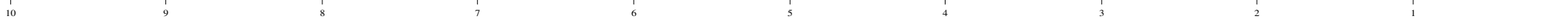
CH₂
2.0 H



Lot Number: BDG 7025.0

NCH₂
2.0 H

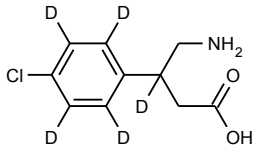
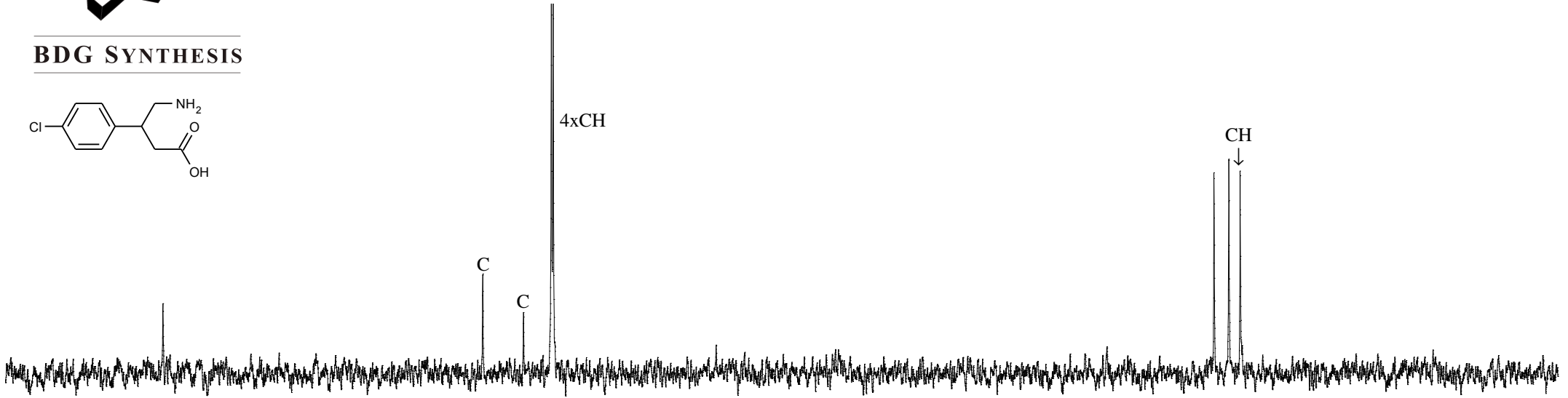
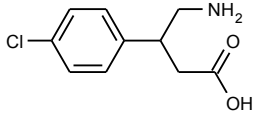
CH₂
2.0 H



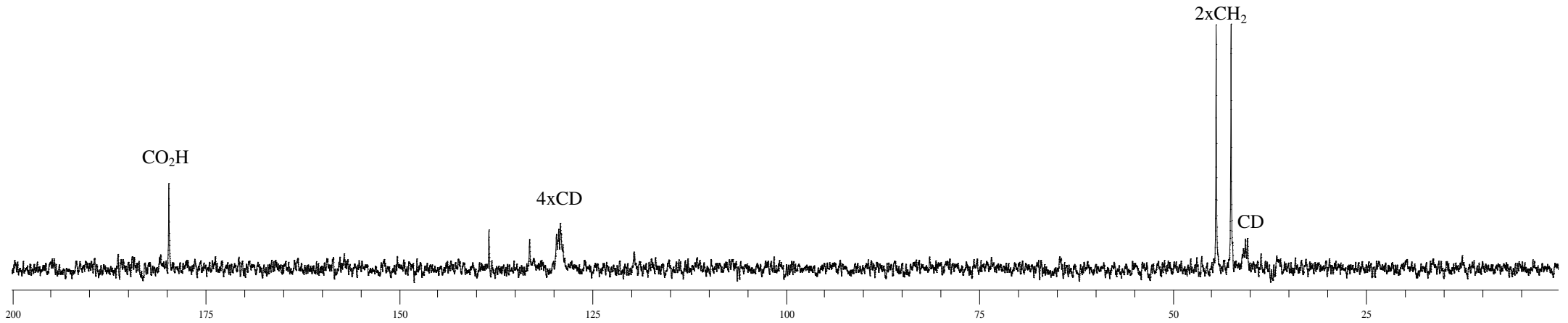


Carbon-13 NMR Spectrum of Baclofen (top) and Baclofen-d₅ (bottom) in D₂O

BDG SYNTHESIS



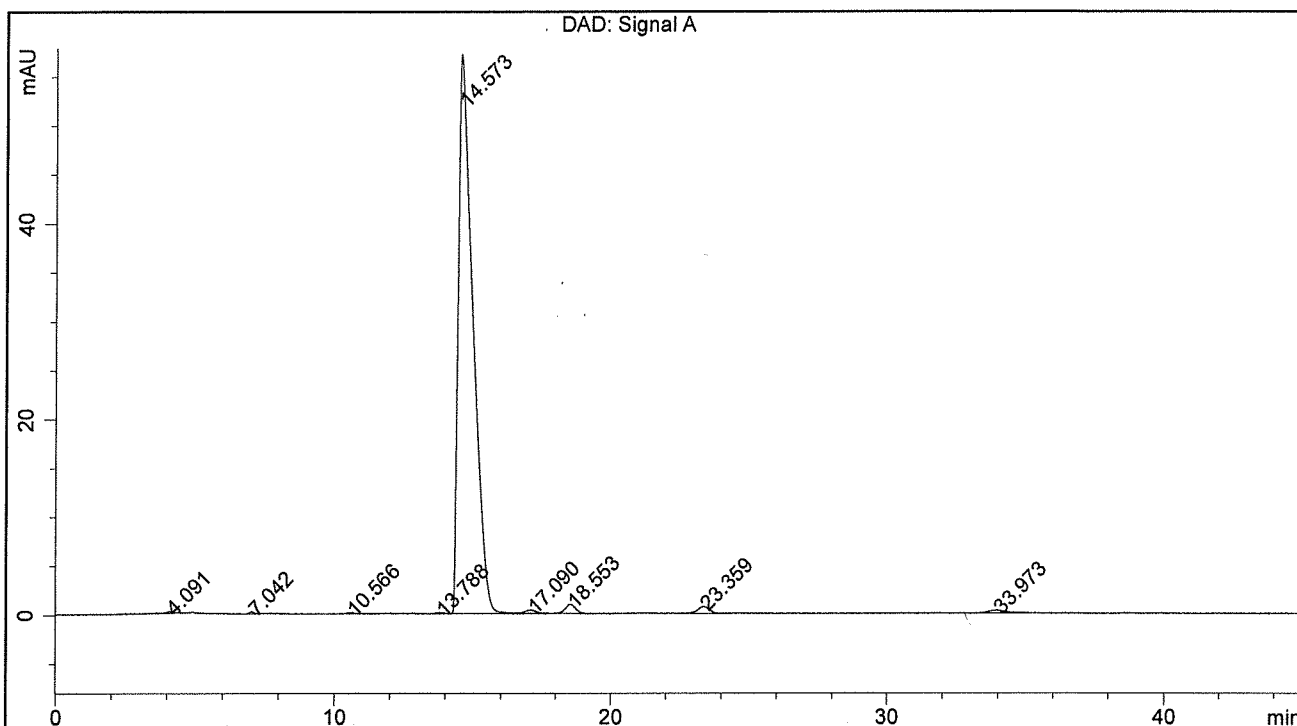
Lot Number: BDG 7025.0



BDG - Analysis of Baclofen-d5

Column : Phenomenex Luna C18(2) 5um 250 x 4.6 mm
 Guard : Phenomenex Security Guard C18 RP 4 x 3 mm
 Mobile Phase : 56:44:5 10mM Sodium Hexanesulfonate : Methanol : Acetic Acid
 Injection Volume : 10 uL
 Flow Rate : 1.0 mL/min
 Column Temperature : 25C
 Sample Solvent : Mobile Phase
 Detection : UV at 266 nm

Sample Name	BDG 7025.0	Instrument	AnalyticalLC01
Acquisition	03/08/2011, 10:40:47	Method (rev.)	LC10453a (7)
Sequence	BDG_03Aug2011b - Reprocessed	Vial Position	1
Operator	solvation010\cerityadmin	Injection	1 of 1



Area Percent Report

Peak#	RT	Peak Height	Peak Area	Width	Area %
1	4.09 min	0.1860	3.7256	0.2617 min	0.172 %
2	7.04 min	0.2065	2.4626	0.1751 min	0.113 %
3	10.57 min	0.1418	2.6113	0.2309 min	0.120 %
4	13.79 min	0.1182	2.5196	0.2767 min	0.116 %
5	14.57 min	57.0862	2087.9336	0.5107 min	96.180 %
6	17.09 min	0.3461	8.7491	0.3229 min	0.403 %
7	18.55 min	0.9247	26.1992	0.4105 min	1.207 %
8	23.36 min	0.7072	22.1184	0.4289 min	1.019 %
9	33.97 min	0.3203	14.5433	0.5457 min	0.670 %