



## BDG SYNTHESIS

### Certificate of Analysis

BDG Synthesis certifies that this reference material meets or exceeds the specifications stated herein.

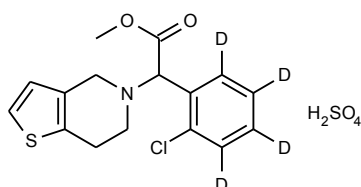
*Neil Beare*

Neil Beare, PhD, Director  
12 July 2016

**Name:** Clopidogrel-d<sub>4</sub> Hydrogen Sulfate

**CAS Number:** 135046-48-9 (unlabelled)

**Structure:**



**Molecular Weight:** C<sub>16</sub>H<sub>12</sub>D<sub>4</sub>ClNO<sub>2</sub>S·H<sub>2</sub>SO<sub>4</sub> = 423.93

**Lot Number:** BDG 12261.3

**Appearance:** White, crystalline solid

**Purity By HPLC:** 99.5 %

**Isotopic Purity:** Under 0.5 % d<sub>0</sub>

**Re-test Date:** 12 July 2021

**Storage and Handling:**

Temperature:	refrigerate for prolonged storage; may be handled and shipped at ambient temperature.
Humidity:	not believed to be hygroscopic; may be handled in normal laboratory atmosphere.
Light:	protect from strong sunlight.
Caution:	only experienced laboratory personnel should handle the material.

## Identity and Purity

### Proton NMR Spectrum

Identity: the signals are consistent with the proposed structure and in accord with literature where available.

Isotopic Labelling: signals at the sites of deuteration are greatly diminished, compared with the spectrum of unlabelled material, indicating clean deuteration.

Residual Solvents: no residual solvents are observed.

Impurities: no significant impurities are evident in the spectrum.

### Carbon-13 NMR Spectrum

Identity: the signals are consistent with the proposed structure and in accord with literature where available.

Isotopic Labelling: signals at the sites of deuteration have collapsed to small multiplets compared with the spectrum of unlabelled material, indicating clean deuteration.

### High-resolution Mass Spectrum (ESI+)

Found  $m/z$  326.0920.  $C_{16}H_{13}D_4ClNO_2S$   $[M+H]^+$  requires  $m/z$  326.0920. The deviation of 0.0 ppm is within normally accepted limits for the establishment of identity by HRMS. No signal for  $d_0$  material was seen (detection limit about 0.5 %).

### HPLC

A sharp, symmetrical peak is observed (99.5 %). Note: in the absence of reference materials for preparing calibration curves, it is assumed that all peaks have the same detector response. Where possible, the conditions of analysis follow a pharmacopeial or literature method, or have been adapted from same.

### Elemental Analysis

	Found:	C 45.48, H 3.28, D 1.88, N 3.23 %
$C_{16}H_{12}D_4ClNO_2S \cdot H_2SO_4$	Requires:	C 45.33, H 3.33, D 1.90, N 3.30 %

The elemental analyses fall within generally accepted limits for establishing the molecular formula given. The results may also be taken to imply the absence of significant quantities of water or inorganic salts (which have not been elsewhere tested for because of sample size limitations).

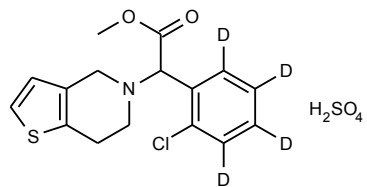
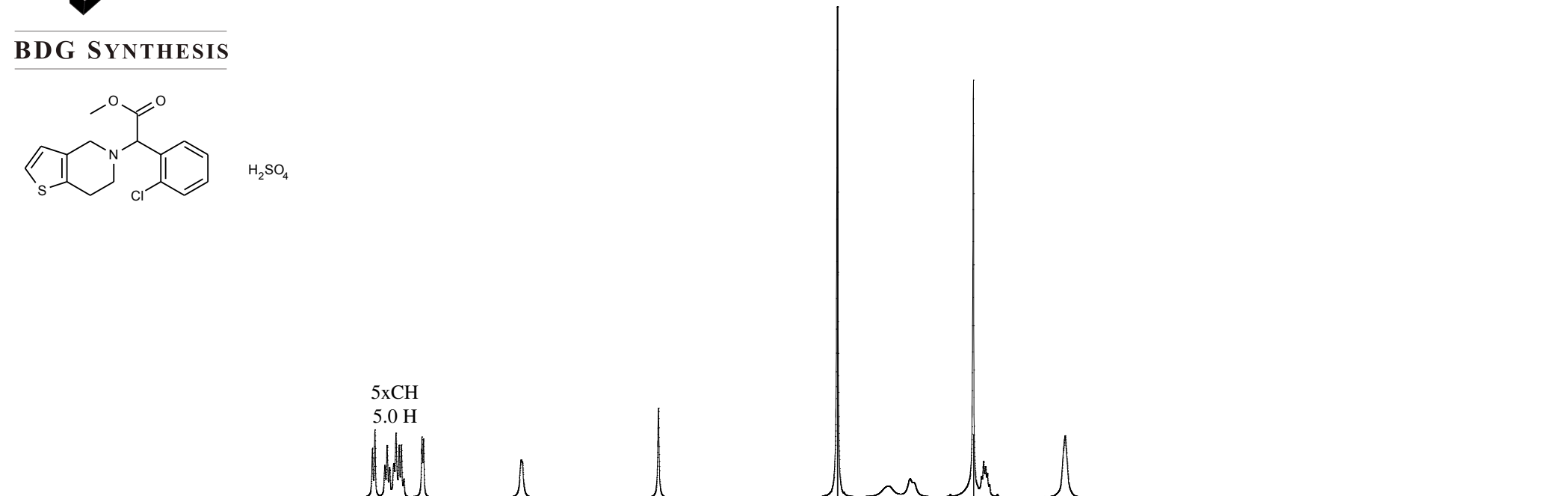
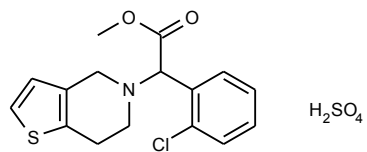
The available quantity of custom-synthesised material is always small, and this limits the extent and type of analytical data which can be obtained. This Certificate is presented in descriptive format for use by analytical chemists who are trained in the use of custom-synthesised materials. Custom materials often contain higher levels of residual solvents and/or water, and we urge you to use the corrected purity where needed rather than the raw HPLC purity. This compound is intended for use as an analytical reference material and it is not for human administration. Structures are shown with relative stereochemistry unless otherwise specified.

The re-test date is assigned from experience gained with the material in the laboratory and/or on storage. It is not possible to perform formal storage studies because of the small amount of material available.

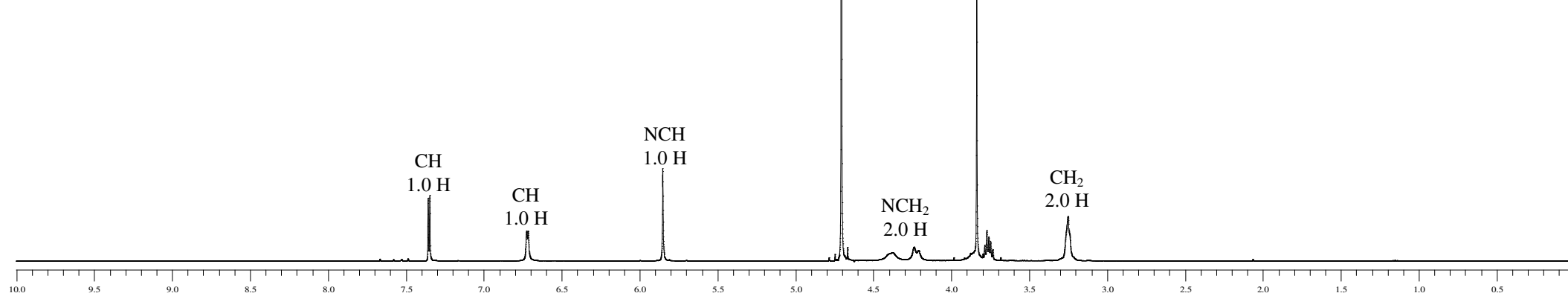


Proton NMR Spectrum of Clopidogrel Hydrogen Sulfate (top) and Clopidogrel-d<sub>4</sub> Hydrogen Sulfate (bottom) in D<sub>2</sub>O

**BDG SYNTHESIS**



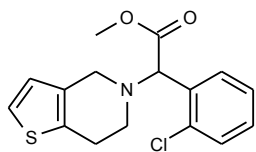
Lot Number: BDG 12261.3



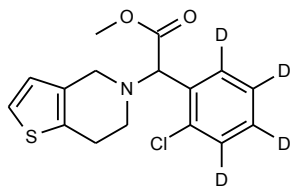
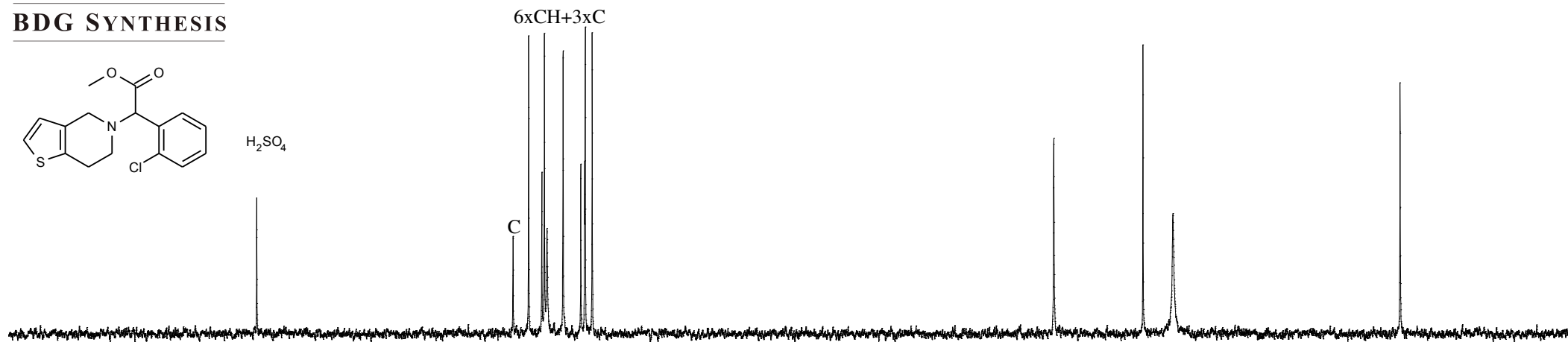


Carbon-13 NMR Spectrum of Clopidogrel Hydrogen Sulfate (top) and Clopidogrel-d<sub>4</sub> Hydrogen Sulfate (bottom) in D<sub>2</sub>O

**BDG SYNTHESIS**

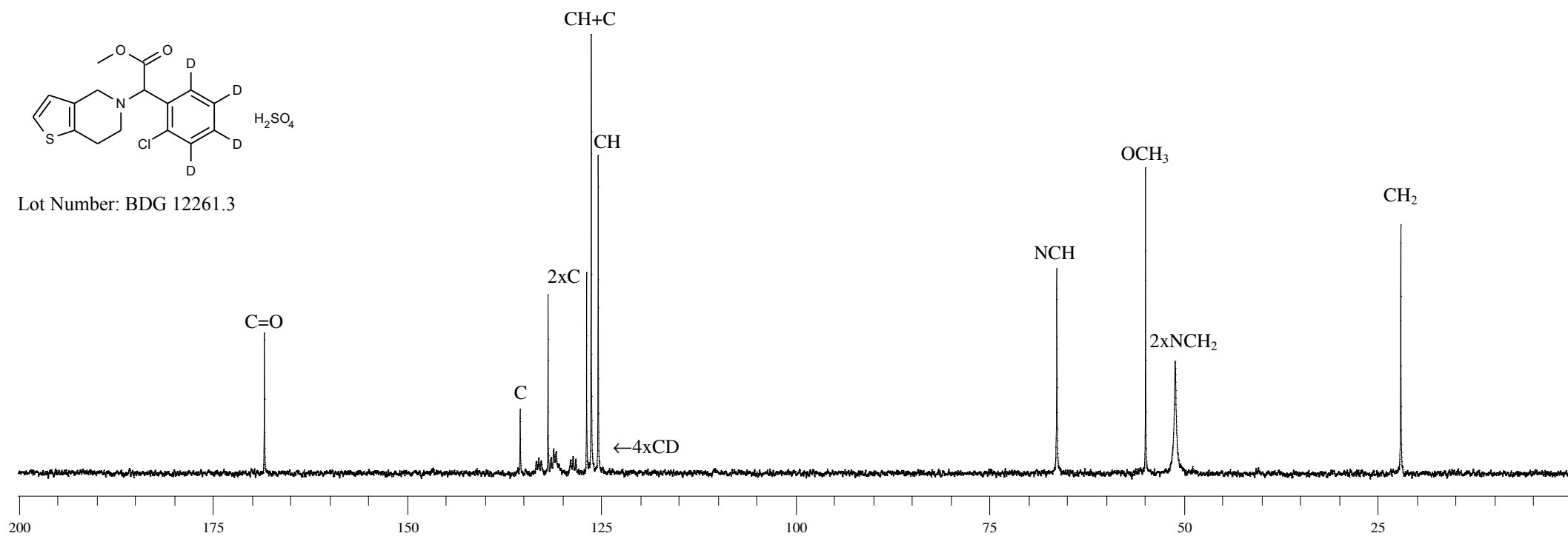


H<sub>2</sub>SO<sub>4</sub>



H<sub>2</sub>SO<sub>4</sub>

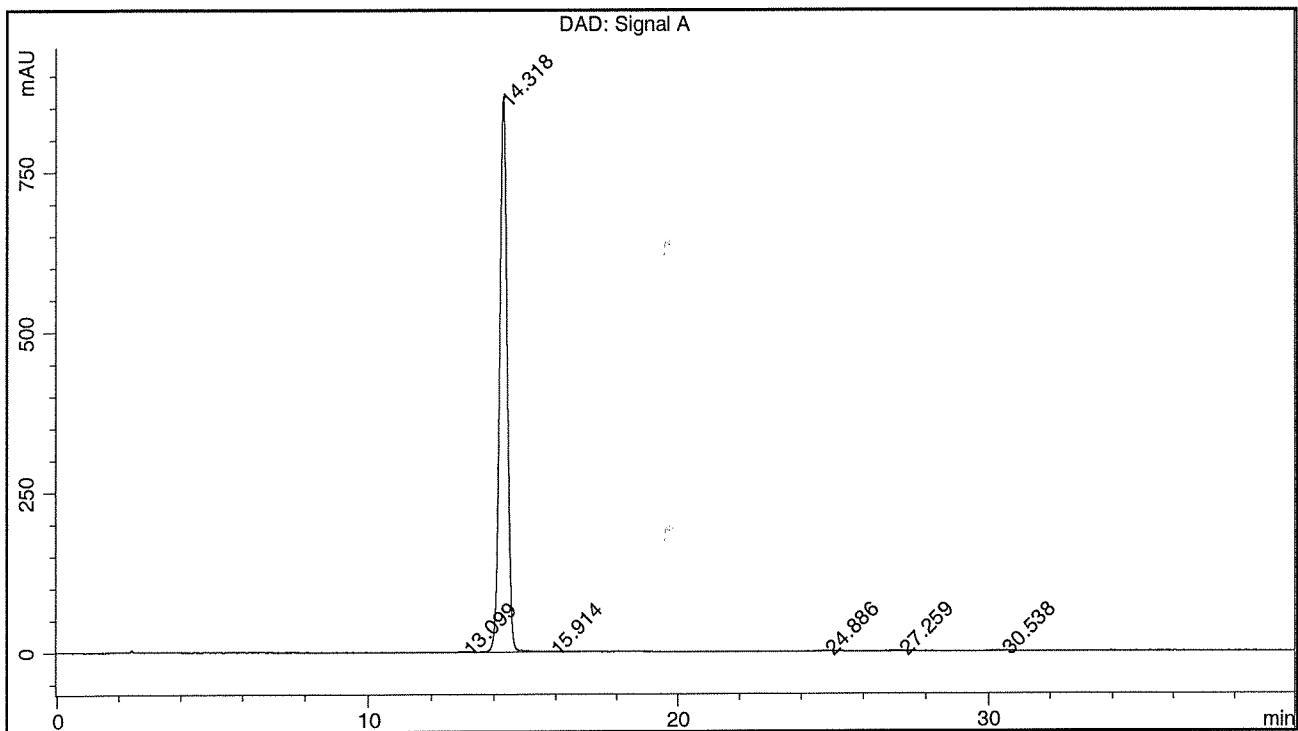
Lot Number: BDG 12261.3



BDG - Analysis of Clopidogrel-d4 Hydrogen Sulfate

Column : Phenomenex Luna C18(2) 5um 250 x 4.6 mm  
 Guard : Phenomenex Security Guard C18 RP 4 x 3 mm  
 Mobile Phase : 35:65 25mM Potassium diHydrogen Phosphate pH 3.0 : Acetonitrile  
 Flow Rate : 1.0 mL/min  
 Sample Solvent : Mobile Phase  
 Column Temperature : 20 C  
 Injection Volume : 10 uL  
 Detection : UV at 240 nm

<b>Sample Name</b>	BDG 12261.3	<b>Instrument</b>	AnalyticalLC01
<b>Acquisition</b>	12/07/2016, 10:22:54	<b>Method (rev.)</b>	LC10223d ( 15)
<b>Sequence</b>	BDG_12Jul2016a	<b>Vial Position</b>	27
<b>Operator</b>	solvation010\cerityadmin	<b>Injection</b>	1 of 1



Area Percent Report

Peak#	RT	Peak Height	Peak Area	Width	Area %
1	13.10 min	0.1977	3.7176	0.2314 min	0.025 %
2	14.32 min	868.7097	14724.7138	0.2618 min	99.520 %
3	15.91 min	0.7486	13.8103	0.2472 min	0.093 %
4	24.89 min	1.0467	31.6075	0.4083 min	0.214 %
5	27.26 min	0.3867	13.5113	0.4396 min	0.091 %
6	30.54 min	0.2396	8.3890	0.4364 min	0.057 %