

BDG SYNTHESIS

Certificate of Analysis

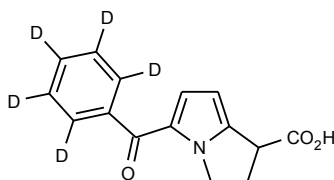
BDG Synthesis certifies that this reference material meets or exceeds the specifications stated herein.

Barry Dent

Barry R. Dent, PhD, Director
14 April 2014

Name: Ketorolac-d₅
CAS Number: 74103-06-3 (unlabelled)

Structure:



Molecular Weight: C₁₅H₈D₅NO₃ = 260.30
Lot Number: BDG 13716.1
Appearance: White, crystalline solid
Corrected Purity: 100.0 % (HPLC) - 0.3 % (ethyl acetate) = 99.7 %
Isotopic Purity: Under 0.5 % d₀
Re-test Date: 14 April 2019
Storage and Handling: Temperature: refrigerate for prolonged storage; may be handled and shipped at ambient temperature.
Humidity: not believed to be hygroscopic; may be handled in normal laboratory atmosphere.
Light: protect from strong sunlight.
Caution: only experienced laboratory personnel should handle the material.

Identity and Purity

Proton NMR Spectrum

Identity: the signals are consistent with the proposed structure and in accord with literature where available.

Isotopic Labelling: signals at the sites of deuteration are greatly diminished, compared with the spectrum of unlabelled material, indicating clean deuteration.

Residual Solvents: a small amount of ethyl acetate (0.3 % w/w) is observed.

Impurities: no significant impurities are evident in the spectrum.

Carbon-13 NMR Spectrum

Identity: the signals are consistent with the proposed structure and in accord with literature where available.

Isotopic Labelling: signals at the sites of deuteration have collapsed to small multiplets compared with the spectrum of unlabelled material, indicating clean deuteration.

High-resolution Mass Spectrum (ESI+)

Found m/z 261.1286. $C_{15}H_9D_5NO_3$ $[M+H]^+$ requires m/z 261.1288. The deviation of 0.8 ppm is within normally accepted limits for the establishment of identity by HRMS. No signal for d_0 material was seen (detection limit about 0.5 %).

HPLC

A sharp, symmetrical peak is observed (100.0 %). Note: in the absence of reference materials for preparing calibration curves, it is assumed that all peaks have the same detector response. Where possible, the conditions of analysis follow a pharmacopeial or literature method, or have been adapted from same.

Elemental Analysis

	Found:	C 69.19, H 3.19, D 3.99, N 5.41 %
$C_{15}H_8D_5NO_3$	Requires:	C 69.21, H 3.10, D 3.87, N 5.38 %

The elemental analyses fall within generally accepted limits for establishing the molecular formula given. The results may also be taken to imply the absence of significant quantities of water or inorganic salts (which have not been elsewhere tested for because of sample size limitations).

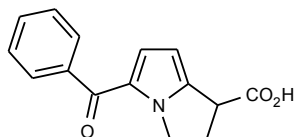
The available quantity of custom-synthesised material is always small, and this limits the extent and type of analytical data which can be obtained. This Certificate is presented in descriptive format for use by analytical chemists who are trained in the use of custom-synthesised materials. Custom materials often contain higher levels of residual solvents and/or water, and we urge you to use the corrected purity where needed rather than the raw HPLC purity. This compound is intended for use as an analytical reference material and it is not for human administration. Structures are shown with relative stereochemistry unless otherwise specified.

The re-test date is assigned from experience gained with the material in the laboratory and/or on storage. It is not possible to perform formal storage studies because of the small amount of material available.

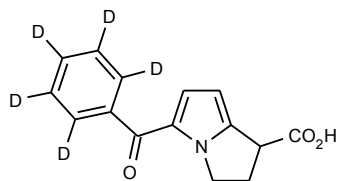
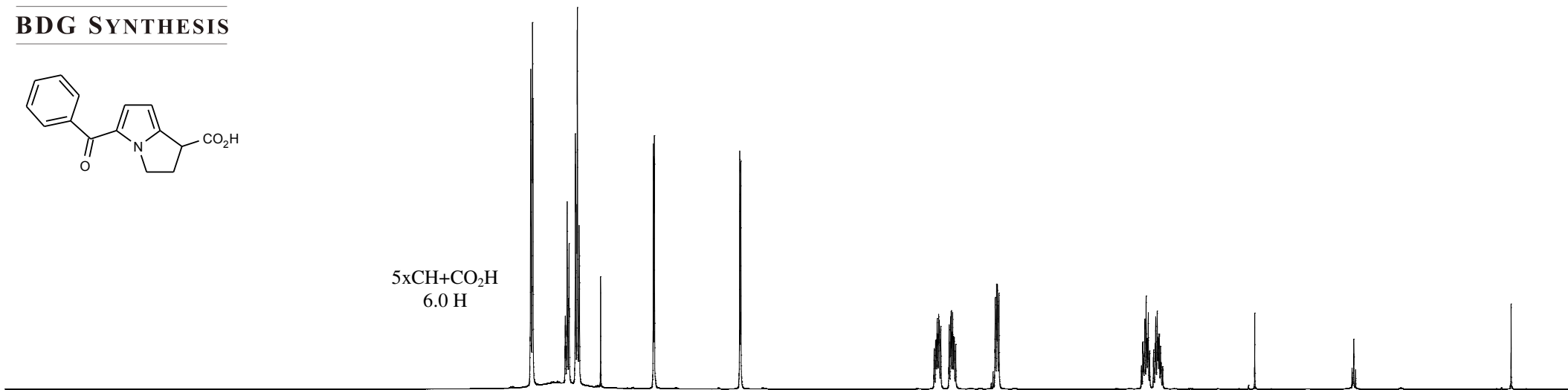


Proton NMR Spectrum of Ketorolac (top) and Ketorolac-d₅ (bottom) in CDCl₃

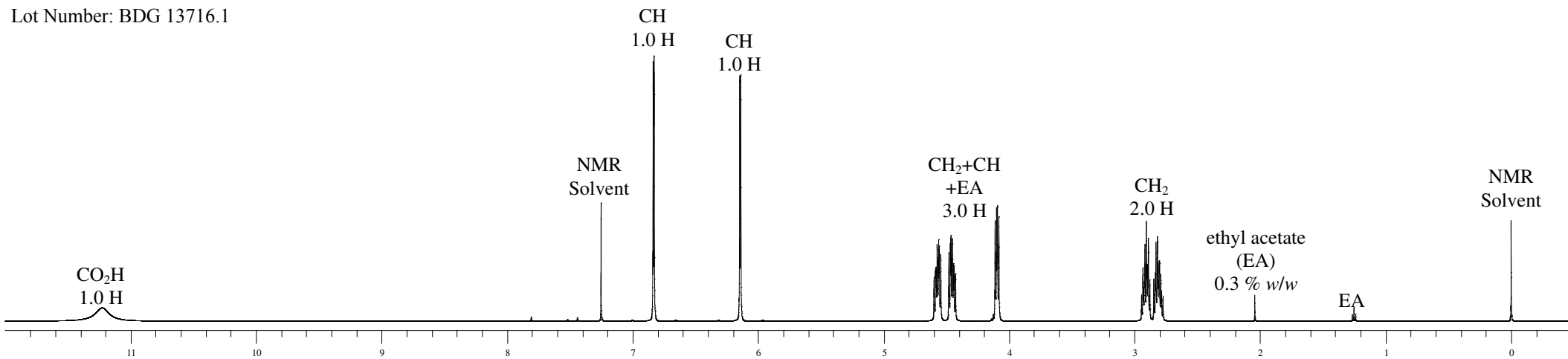
BDG SYNTHESIS



5xCH+CO₂H
6.0 H



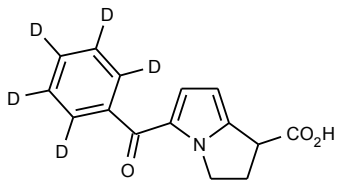
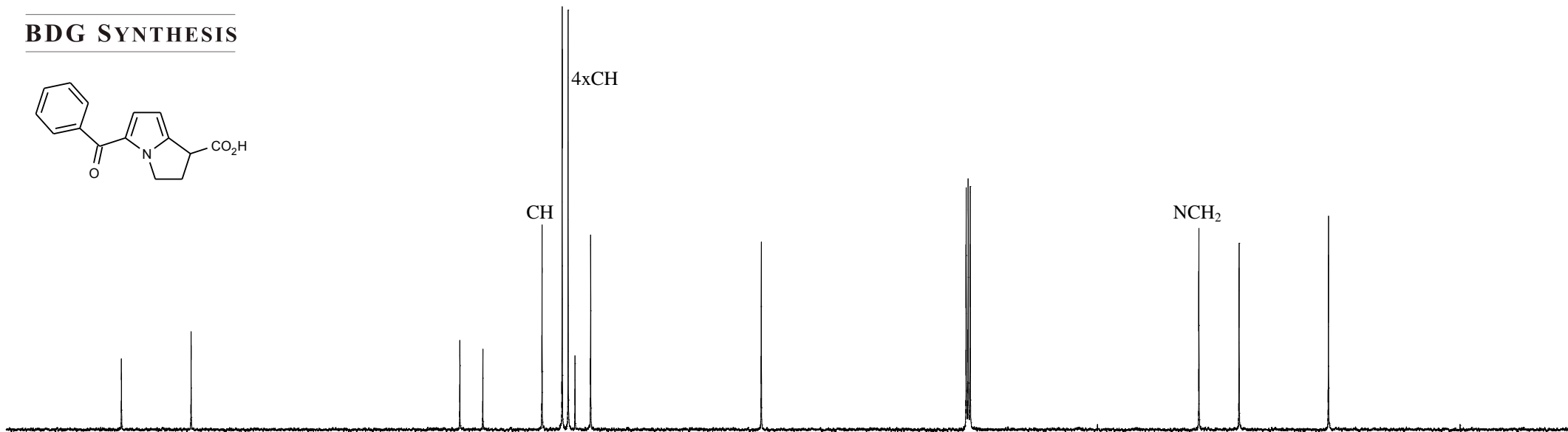
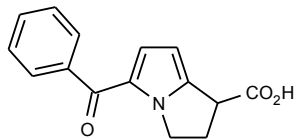
Lot Number: BDG 13716.1



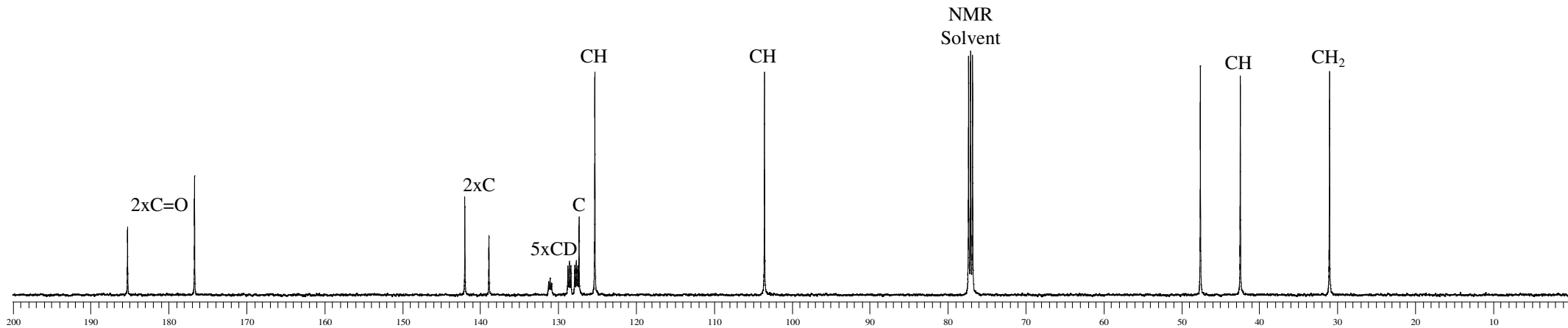


Carbon-13 NMR Spectrum of Ketorolac (top) and Ketorolac-d₅ (bottom) in CDCl₃

BDG SYNTHESIS



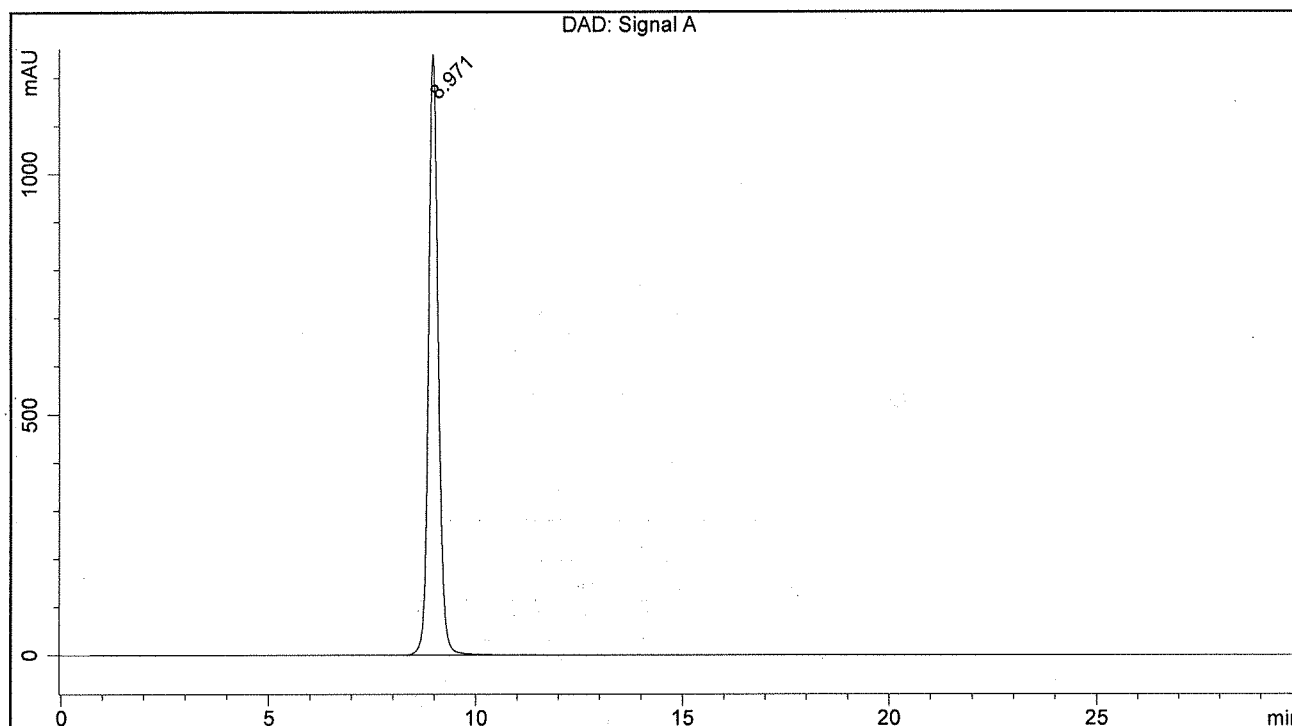
Lot Number: BDG 13716.1



BDG - Analysis of Ketorolac-d5

Column : Phenomenex Luna C18(2) 5um 250 x 4.6 mm
 Guard : Phenomenex Security Guard C18 RP 4 x 3 mm
 Mobile Phase : 70:30 50 mM Ammonium diHydrogen Phosphate pH=3.0 : Tetrahydrofuran
 Flow Rate : 1.5 mL/min
 Sample Solvent : Mobile Phase
 Column Temperature : 40C
 Injection Volume : 10 uL
 Detection : UV 313 nm

Sample Name	BDG 13716.1	Instrument	AnalyticalLC01
Acquisition	14/04/2014, 18:27:45	Method (rev.)	LC10610a (5)
Sequence	BDG_14Apr2014a - Reprocessed	Vial Position	71
Operator	solvation010\cerityadmin	Injection	1 of 1



Area Percent Report

Peak#	RT	Peak Height	Peak Area	Width	Area %
1	8.97 min	1247.1403	20429.9430	0.2511 min	100.000 %