



## BDG SYNTHESIS

### Certificate of Analysis

BDG Synthesis certifies that this reference material meets or exceeds the specifications stated herein.

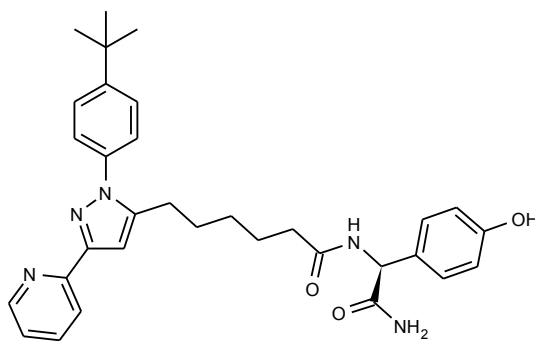
*Barry Dent*

Barry R. Dent, PhD, Director  
14 February 2013

**Name:** Pyrazole 25

**CAS Number:** 936134-04-2

**Structure:**



**Molecular Weight:**  $C_{32}H_{37}N_5O_3 = 539.67$

**Lot Number:** BDG 13672.4

**Appearance:** White, crystalline solid

**Corrected Purity:** 99.7 % (HPLC) - 3.2 % (ethyl acetate) - 0.5 % (water) = 96.0 %

**Re-test Date:** 14 February 2014

**Storage and Handling:**

Temperature:	refrigerate for prolonged storage; may be handled and shipped at ambient temperature.
Humidity:	not believed to be hygroscopic; may be handled in normal laboratory atmosphere.
Light:	protect from strong sunlight.
Caution:	only experienced laboratory personnel should handle the material.

## Identity and Purity

### Proton NMR Spectrum

Identity: the signals are consistent with the proposed structure and in accord with literature where available.  
Residual Solvents: a small amount of ethyl acetate (3.2 % w/w) is observed.  
Impurities: no significant impurities are evident in the spectrum.

### Carbon-13 NMR Spectrum

Identity: the signals are consistent with the proposed structure and in accord with literature where available.

### High-resolution Mass Spectrum (ESI+)

Found  $m/z$  540.2975.  $C_{32}H_{38}N_5O_3$   $[M+H]^+$  requires  $m/z$  540.2975. The deviation of 0.0 ppm is within normally accepted limits for the establishment of identity by HRMS.

### HPLC

A sharp, symmetrical peak is observed (99.7 %). Note: in the absence of reference materials for preparing calibration curves, it is assumed that all peaks have the same detector response. Where possible, the conditions of analysis follow a pharmacopeial or literature method, or have been adapted from same.

### Elemental Analysis

	Found:	C 70.29, H 6.95, N 12.37 %
$C_{32}H_{37}N_5O_3 \cdot 0.5H_2O$	Requires:	C 70.05, H 6.98, N 12.76 %
$C_{32}H_{37}N_5O_3$	Requires:	C 71.22, H 6.91, N 12.98 %

The elemental analyses fall somewhat outside those expected for anhydrous material; the presence of water is reasonably expected from the method of purification and/or the type of material, and the "best-fit" hydrated molecular formula is given.

### Karl-Fischer Analysis

	Found:	H <sub>2</sub> O 0.5 %
$C_{32}H_{37}N_5O_3 \cdot 0.5H_2O$	Requires:	H <sub>2</sub> O 1.6 %

Of necessity, only a small sample could be used and only a single or duplicate analysis performed. We are unable to state what the errors in the reported water content are, but recommend that the result be used, as the best available, when determining corrected purity.

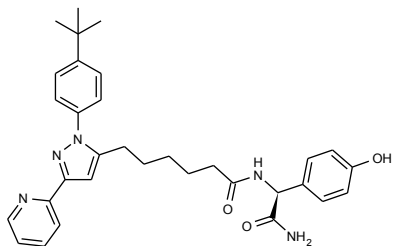
The available quantity of custom-synthesised material is always small, and this limits the extent and type of analytical data which can be obtained. This Certificate is presented in descriptive format for use by analytical chemists who are trained in the use of custom-synthesised materials. Custom materials often contain higher levels of residual solvents and/or water, and we urge you to use the corrected purity where needed rather than the raw HPLC purity. This compound is intended for use as an analytical reference material and it is not for human administration. Structures are shown with relative stereochemistry unless otherwise specified.

The re-test date is assigned from experience gained with the material in the laboratory and/or on storage. It is not possible to perform formal storage studies because of the small amount of material available.

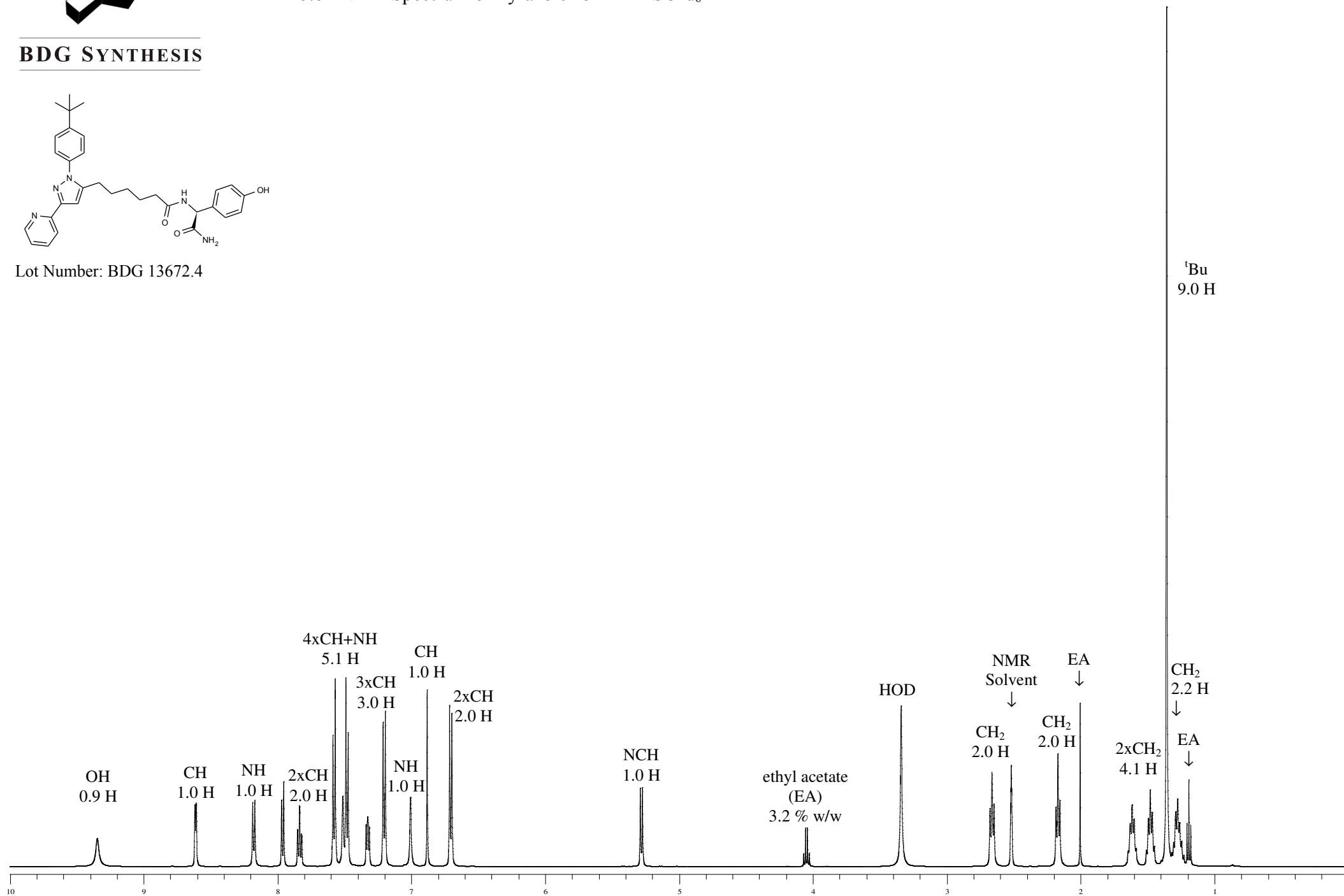


# Proton NMR Spectrum of Pyrazole 25 in DMSO-d<sub>6</sub>

## BDG SYNTHESIS



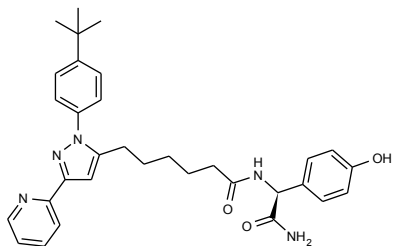
Lot Number: BDG 13672.4



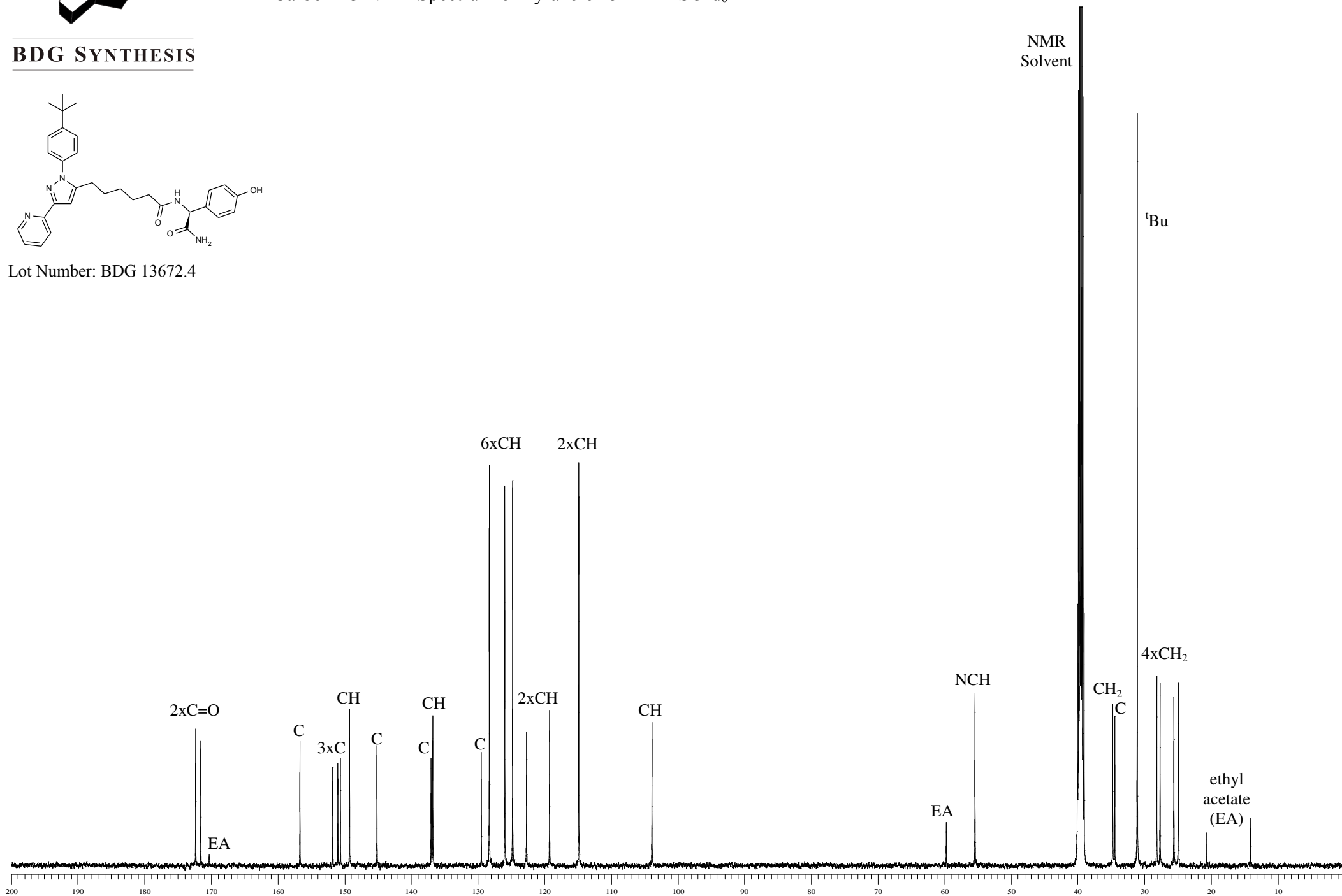


Carbon-13 NMR Spectrum of Pyrazole 25 in DMSO-d<sub>6</sub>

**BDG SYNTHESIS**



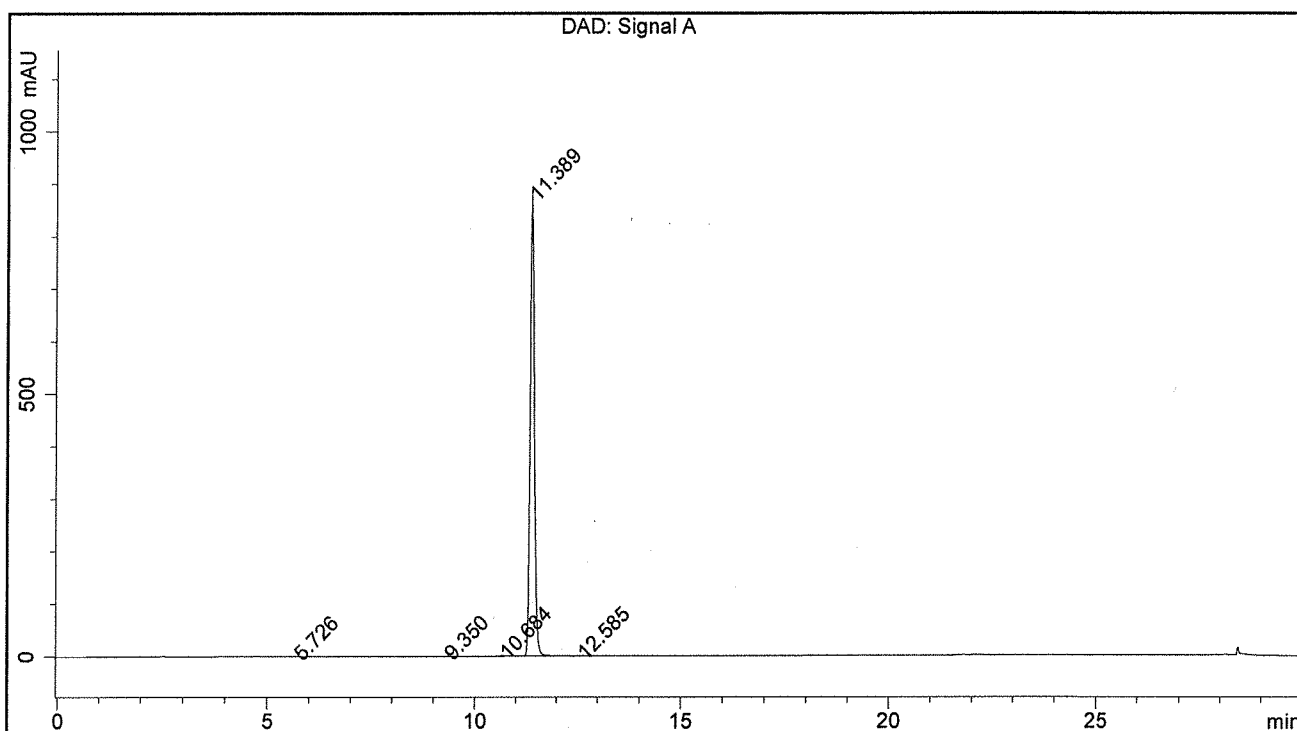
Lot Number: BDG 13672.4



BDG - Analysis of Pyrazole 25

Column : Phenomenex Luna C18(2) 5um 250 x 4.6 mm  
 Guard : Phenomenex Security Guard C18 RP 4 x 3 mm  
 Mobile Phase A : 60:40 Water : Acetonitrile  
 Mobile Phase B : Acetonitrile  
 Gradient ( A:B ) : T0=100:0, T20=0:100, T24=0:100, T27=100:0, T30=100:0  
 Flow Rate : 1.0 mL/min  
 Column Temperature : 20C  
 Detection : UV 266 nm  
 Sample Solvent : Initial Mobile Phase  
 Injection Volume : 10 ul

Sample Name	BDG 13672.4	Instrument	AnalyticalLC01
Acquisition	14/02/2013, 12:01:54	Method (rev.)	LC10378b ( 5)
Sequence	BDG_14Feb2013a - Reprocessed	Vial Position	1
Operator	solvation010\cerityadmin	Injection	1 of 1



Area Percent Report

Peak#	RT	Peak Height	Peak Area	Width	Area %
1	5.73 min	0.2217	1.6606	0.1074 min	0.026 %
2	9.35 min	0.1621	1.5125	0.1449 min	0.023 %
3	10.68 min	1.5787	13.7393	0.1295 min	0.212 %
4	11.39 min	873.8271	6454.9569	0.1142 min	99.711 %
5	12.59 min	0.2002	1.7677	0.1270 min	0.027 %