



BDG SYNTHESIS

Certificate of Analysis

BDG Synthesis certifies that this reference material meets or exceeds the specifications stated herein.

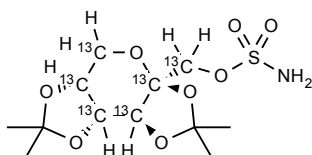
Barry Dent

Barry R. Dent, PhD, Director
26 February 2012

Name: Topiramate-¹³C₆

CAS Number: 97240-79-4 (unlabelled)

Structure:



Molecular Weight: C₆¹³C₆H₂₁NO₈S = 345.32

Lot Number: BDG 9147.4

Appearance: White, crystalline solid

Corrected Purity: 99.4 % (HPLC) - 0.3 % (ethyl acetate) - 0.5 % (hexanes) = 98.6 %

Isotopic Purity: Under 0.5% M-6

Re-test Date: 26 February 2017

Storage and Handling:

Temperature:	refrigerate for prolonged storage; may be handled and shipped at ambient temperature.
Humidity:	not believed to be hygroscopic; may be handled in normal laboratory atmosphere.
Light:	protect from strong sunlight.
Caution:	only experienced laboratory personnel should handle the material.

Identity and Purity

Proton NMR Spectrum

Identity: the signals are consistent with the proposed structure and in accord with literature where available.

Isotopic Labelling: the spectrum is of little value in determining isotopic purity.

Residual Solvents: small amounts of ethyl acetate (0.3 % w/w) and hexanes (0.5 % w/w) are observed.

Impurities: no significant impurities are evident in the spectrum.

Carbon-13 NMR Spectrum

Identity: the signals are consistent with the proposed structure and in accord with literature where available.

Isotopic Labelling: the spectrum is of little value in determining isotopic purity, although the signals at the labelling sites are massively enhanced as expected.

High-resolution Mass Spectrum (ESI+)

Found m/z 368.1083. $C_6^{13}C_6H_{21}NO_8SNa$ $[M+Na]^+$ requires m/z 368.1087. The deviation of 1.1 ppm is within normally accepted limits for the establishment of identity by HRMS. A small signal for M-6 was seen (detection limit about 0.5 %) but the pattern of signals suggests this to be an artifact.

HPLC

A somewhat broadened, symmetrical peak is observed (99.4 %). Note: in the absence of reference materials for preparing calibration curves, it is assumed that all peaks have the same detector response. Where possible, the conditions of analysis follow a pharmacopeial or literature method, or have been adapted from same.

Elemental Analysis

	Found:	C 43.74, H 6.27, N 3.97 %
$C_6^{13}C_6H_{21}NO_8S$	Requires:	C 43.46, H 6.13, N 4.06 %

The elemental analyses fall within generally accepted limits for establishing the molecular formula given. The results may also be taken to imply the absence of significant quantities of water or inorganic salts (which have not been elsewhere tested for because of sample size limitations).

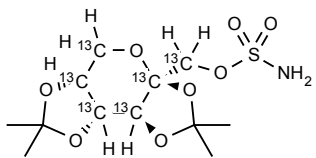
The available quantity of custom-synthesised material is always small, and this limits the extent and type of analytical data which can be obtained. This Certificate is presented in descriptive format for use by analytical chemists who are trained in the use of custom-synthesised materials. Custom materials often contain higher levels of residual solvents and/or water, and we urge you to use the corrected purity where needed rather than the raw HPLC purity. This compound is intended for use as an analytical reference material and it is not for human administration. Structures are shown with relative stereochemistry unless otherwise specified.

The re-test date is assigned from experience gained with the material in the laboratory and/or on storage. It is not possible to perform formal storage studies because of the small amount of material available.

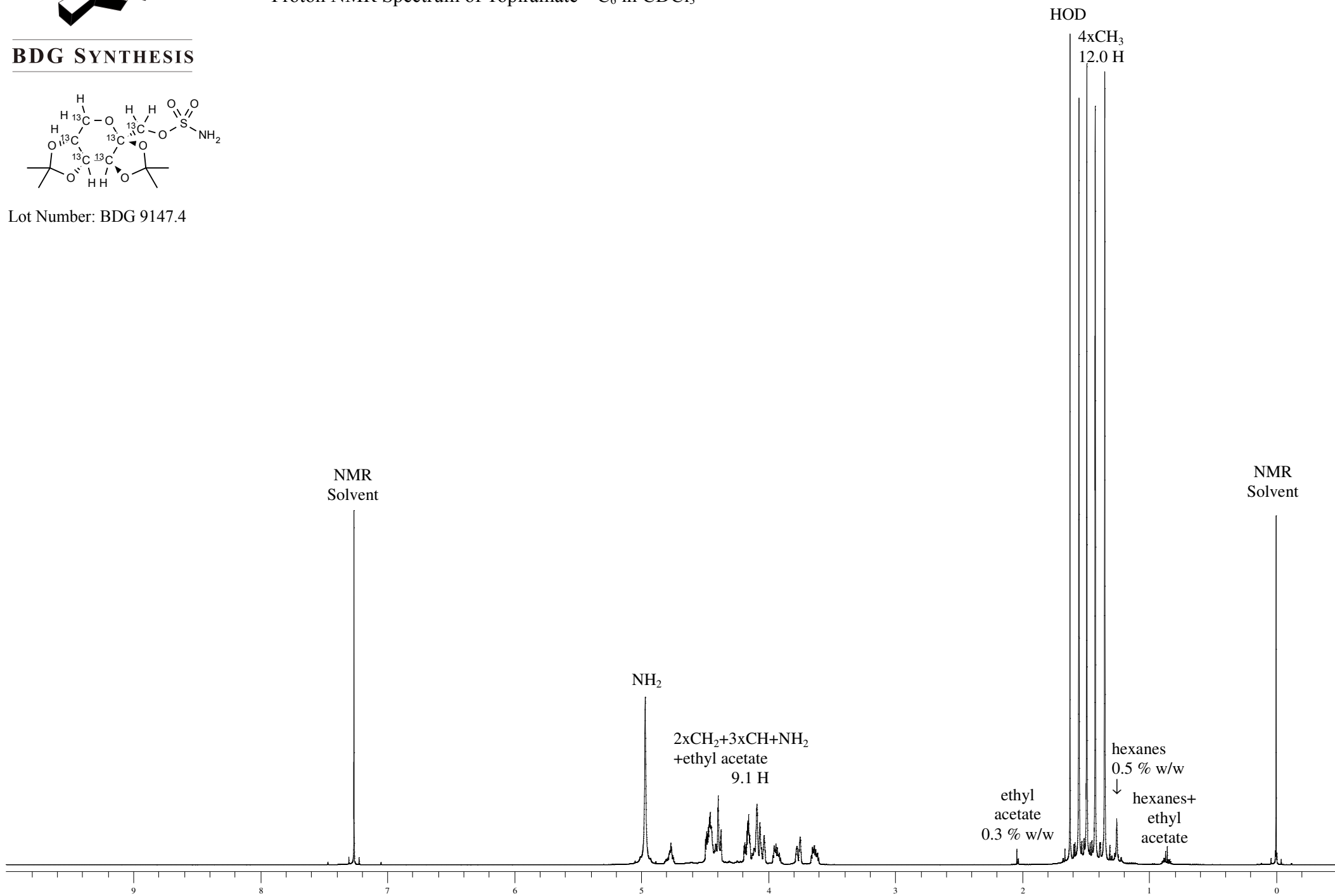


Proton NMR Spectrum of Topiramate-¹³C₆ in CDCl₃

BDG SYNTHESIS



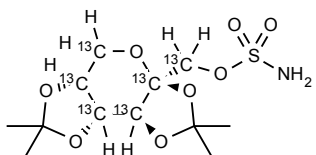
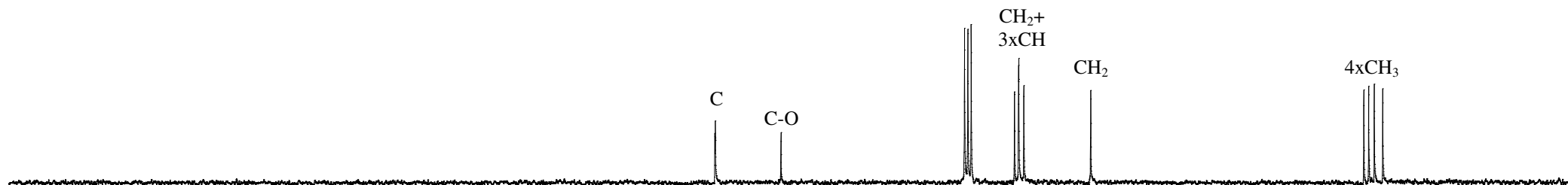
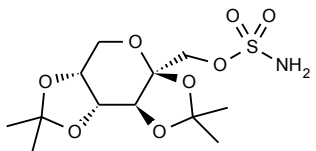
Lot Number: BDG 9147.4



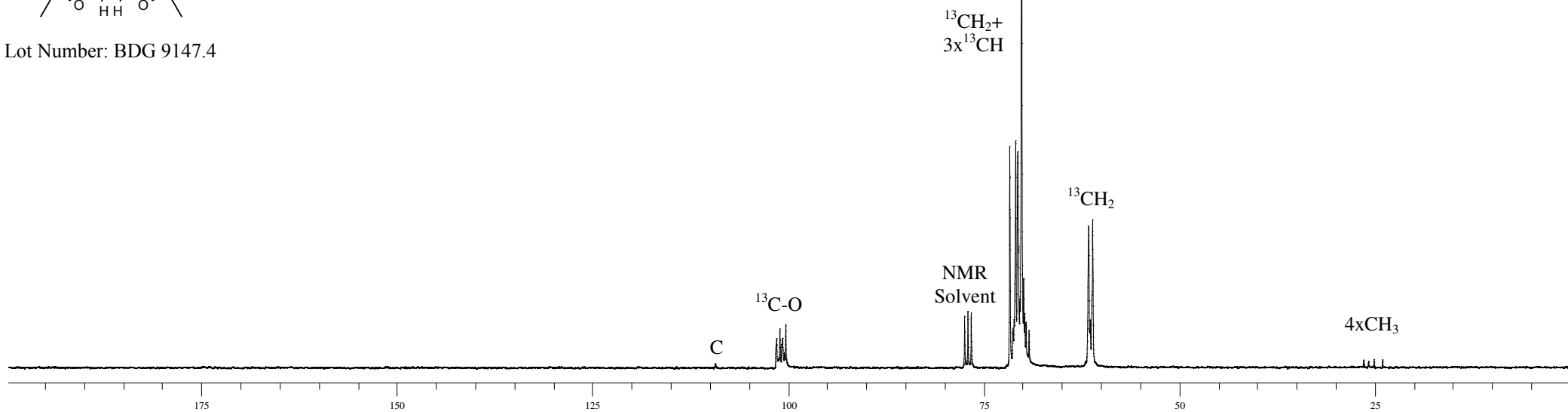


Carbon-13 NMR Spectrum of Topiramate (top) and Topiramate-¹³C₆ (bottom) in CDCl₃

BDG SYNTHESIS



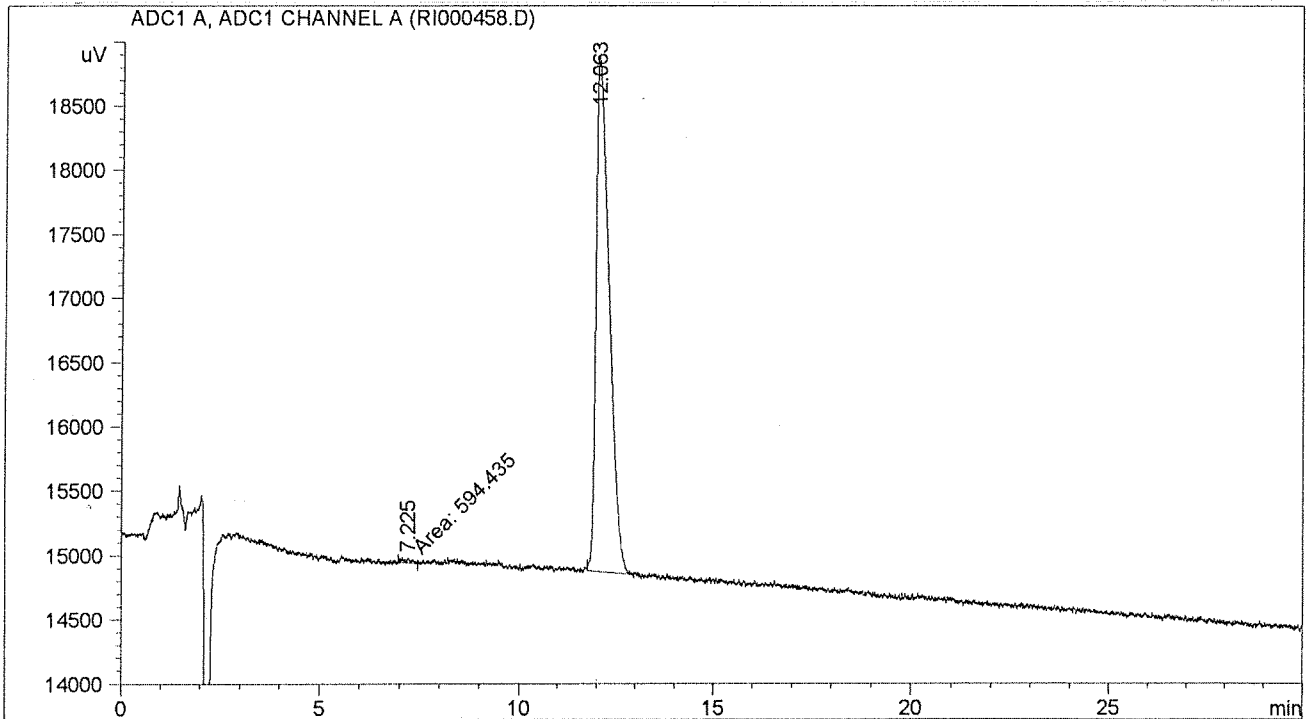
Lot Number: BDG 9147.4



BDG - Analysis of Topiramate-13C6

Column : Phenomenex Luna C18(2) 5um 250 x 4.6 mm
 Guard : Phenomenex Security Guard C8 RP 4 x 3 mm
 Mobile Phase : 73:27 10mM Potassium Dihydrogen Phosphate pH=2.3 : Acetonitrile
 Flow Rate : 1.5 mL/min
 Sample Solvent : Mobile Phase
 Column Temperature : 35C
 Injection Volume : 25 uL
 Detection : RI

Sample Name	BDG 9147.4	Instrument	AnalyticalLC01
Acquisition	26/02/2012, 13:19:33	Method (rev.)	LC10069b (6)
Sequence	BDG_26Feb2012a - Reprocessed	Vial Position	1
Operator	solvation010\cerityadmin	Injection	1 of 1



=====
 Area Percent Report
 =====

Sorted By : Signal
 Multiplier : 1.0000
 Dilution : 1.0000

Signal 1: ADC1 A, ADC1 CHANNEL A

Peak #	RetTime [min]	Type	Width [min]	Area [uV*s]	Height [uV]	Area %
1	7.225	MM	0.2708	594.43524	36.58792	0.62843
2	12.063	BB	0.3648	9.39967e4	4020.28027	99.37157

Totals : 9.45912e4 4056.86819

Results obtained with enhanced integrator!

=====
 *** End of Report ***