



BDG SYNTHESIS

Certificate of Analysis

BDG Synthesis certifies that this reference material meets or exceeds the specifications stated herein.

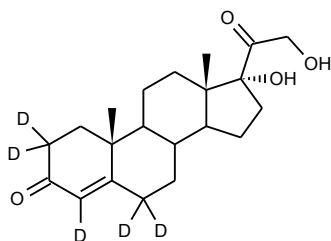
Barry Dent

Barry R. Dent, PhD, Director
10 July 2011

Name: 11-Deoxycortisol-2,2,4,6,6-d₅

CAS Number: 152-58-9 (unlabelled)

Structure:



Molecular Weight: C₂₁H₂₅D₅O₄ = 351.49

Lot Number: BDG 12318

Appearance: White, crystalline solid

Corrected Purity: 99.1 % (HPLC) - 0.1 % (methanol) = 99.0 %

Isotopic Purity: Under 0.5 % d₀

Re-test Date: 10 July 2016

Storage and Handling: Temperature: refrigerate for prolonged storage; may be handled and shipped at ambient temperature.

Humidity: not believed to be hygroscopic; may be handled in normal laboratory atmosphere.

Light: protect from strong sunlight.

Caution: only experienced laboratory personnel should handle the material.

Identity and Purity

Proton NMR Spectrum

Identity: the signals are consistent with the proposed structure and in accord with literature where available.

Isotopic Labelling: signals at the sites of deuteration are greatly diminished, compared with the spectrum of unlabelled material, indicating clean deuteration.

Residual Solvents: a small amount of methanol (0.1 % w/w) is observed.

Impurities: no significant impurities are evident in the spectrum.

Carbon-13 NMR Spectrum

Identity: the signals are consistent with the proposed structure and in accord with literature where available.

Isotopic Labelling: signals at the sites of deuteration have collapsed to small multiplets compared with the spectrum of unlabelled material, indicating clean deuteration.

High-resolution Mass Spectrum (ESI+)

Found m/z 374.2356. $C_{21}H_{25}D_5O_4$ $[M+Na]^+$ requires m/z 374.2356. The deviation of 0.0 ppm is within normally accepted limits for the establishment of identity by HRMS. No signal for d_0 material was seen (detection limit about 0.5 %). The sample contains about 17% d_4 material.

HPLC

A sharp, symmetrical peak is observed (99.1 %). Note: in the absence of reference materials for preparing calibration curves, it is assumed that all peaks have the same detector response. Where possible, the conditions of analysis follow a pharmacopeial or literature method, or have been adapted from same.

Elemental Analysis

	Found:	C 71.71, H 7.36, D 2.94 %
$C_{21}H_{25}D_5O_4$	Requires:	C 71.76, H 7.17, D 2.87 %

The elemental analyses fall within generally accepted limits for establishing the molecular formula given. The results may also be taken to imply the absence of significant quantities of water or inorganic salts (which have not been elsewhere tested for because of sample size limitations).

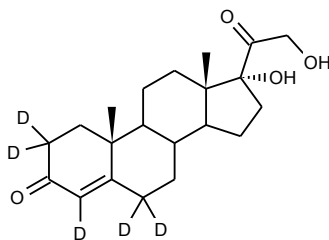
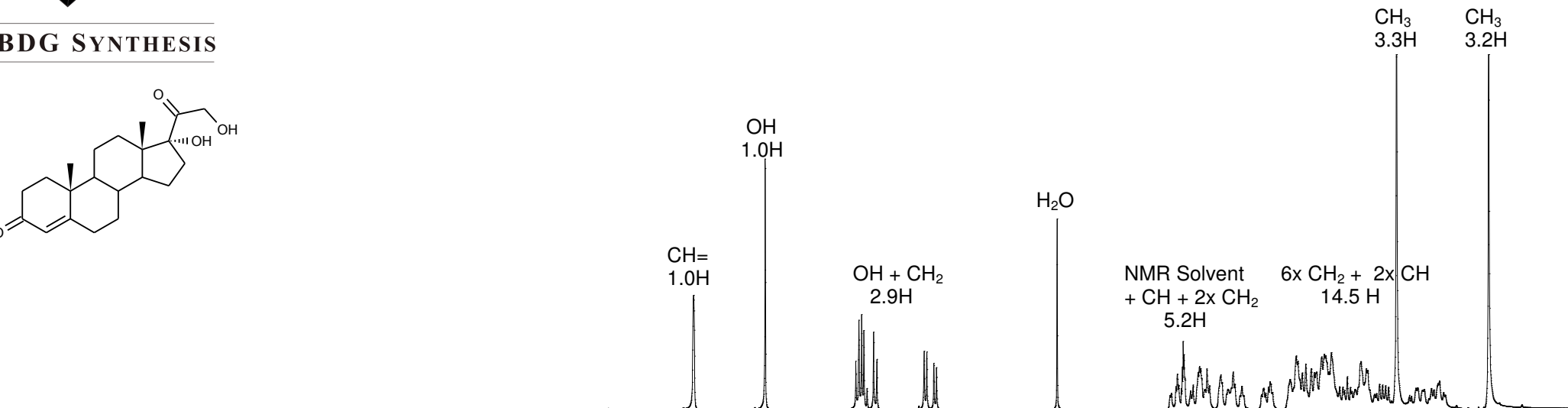
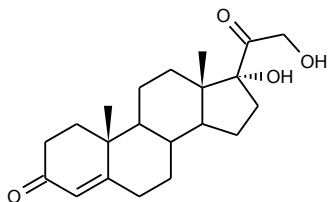
The available quantity of custom-synthesised material is always small, and this limits the extent and type of analytical data which can be obtained. This Certificate is presented in descriptive format for use by analytical chemists who are trained in the use of custom-synthesised materials. Custom materials often contain higher levels of residual solvents and/or water, and we urge you to use the corrected purity where needed rather than the raw HPLC purity. This compound is intended for use as an analytical reference material and it is not for human administration. Structures are shown with relative stereochemistry unless otherwise specified.

The re-test date is assigned from experience gained with the material in the laboratory and/or on storage. It is not possible to perform formal storage studies because of the small amount of material available.

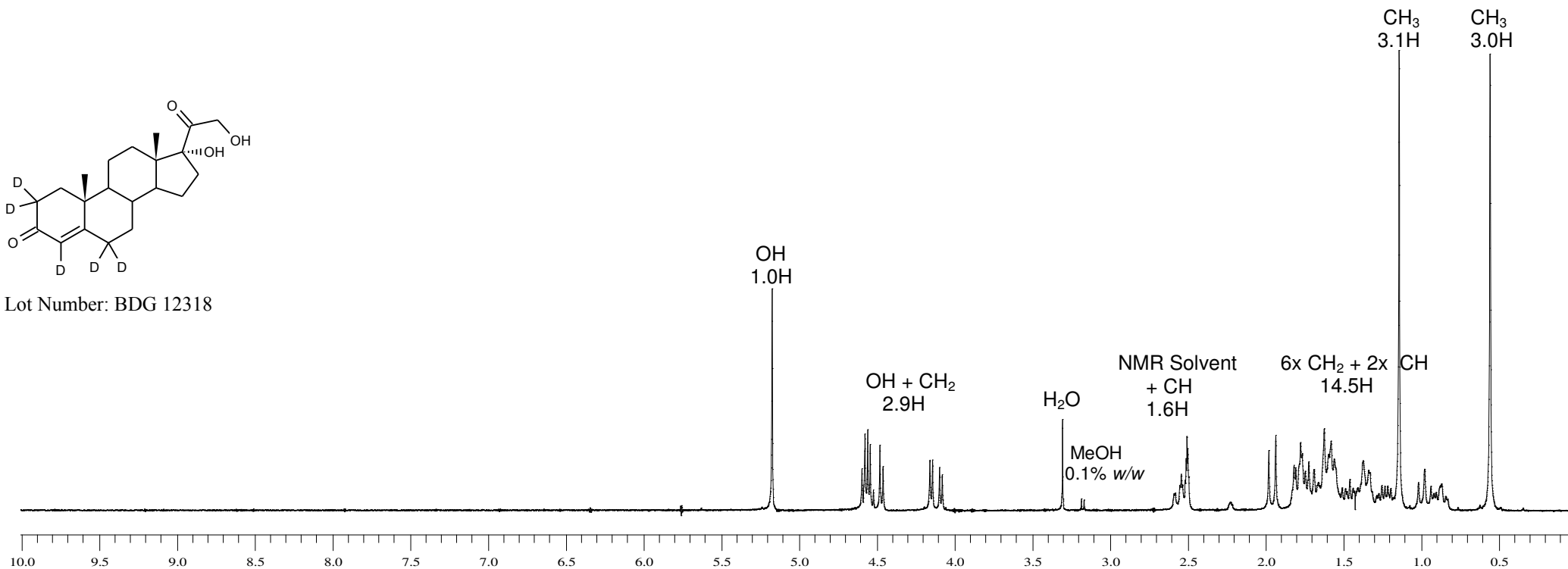


BDG SYNTHESIS

Proton NMR Spectrum of 11-Deoxycortisol (top) and 11-Deoxycortisol-2,2,4,6,6-d₅ (bottom) in DMSO-d₆



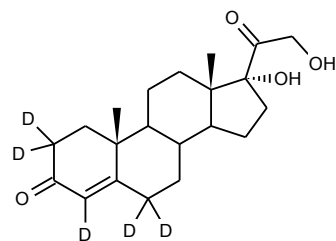
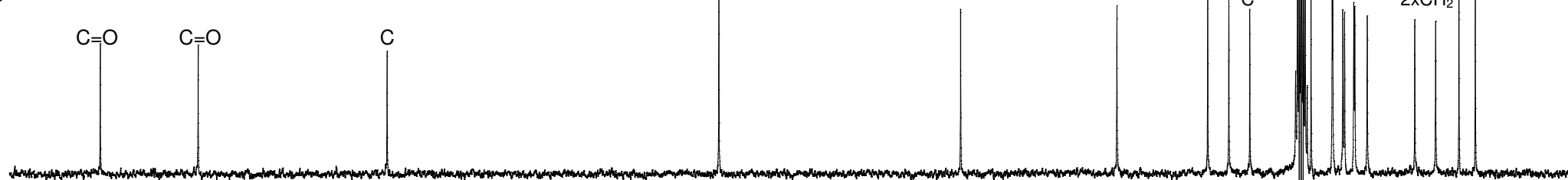
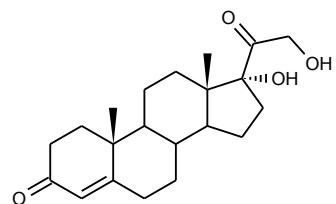
Lot Number: BDG 12318



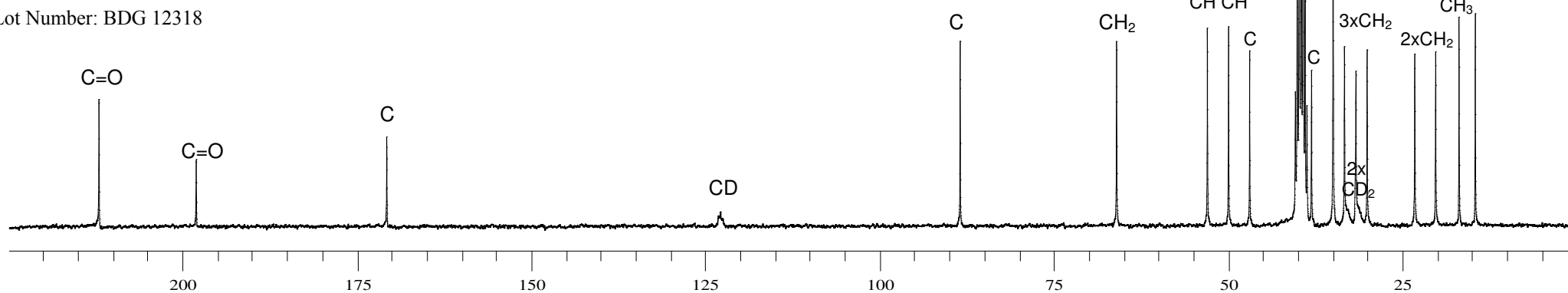


Carbon-13 NMR Spectrum of 11-Deoxycortisol (top) and 11-Deoxycortisol-2,2,4,6,6-d₅ (bottom) in DMSO-d₆

BDG SYNTHESIS



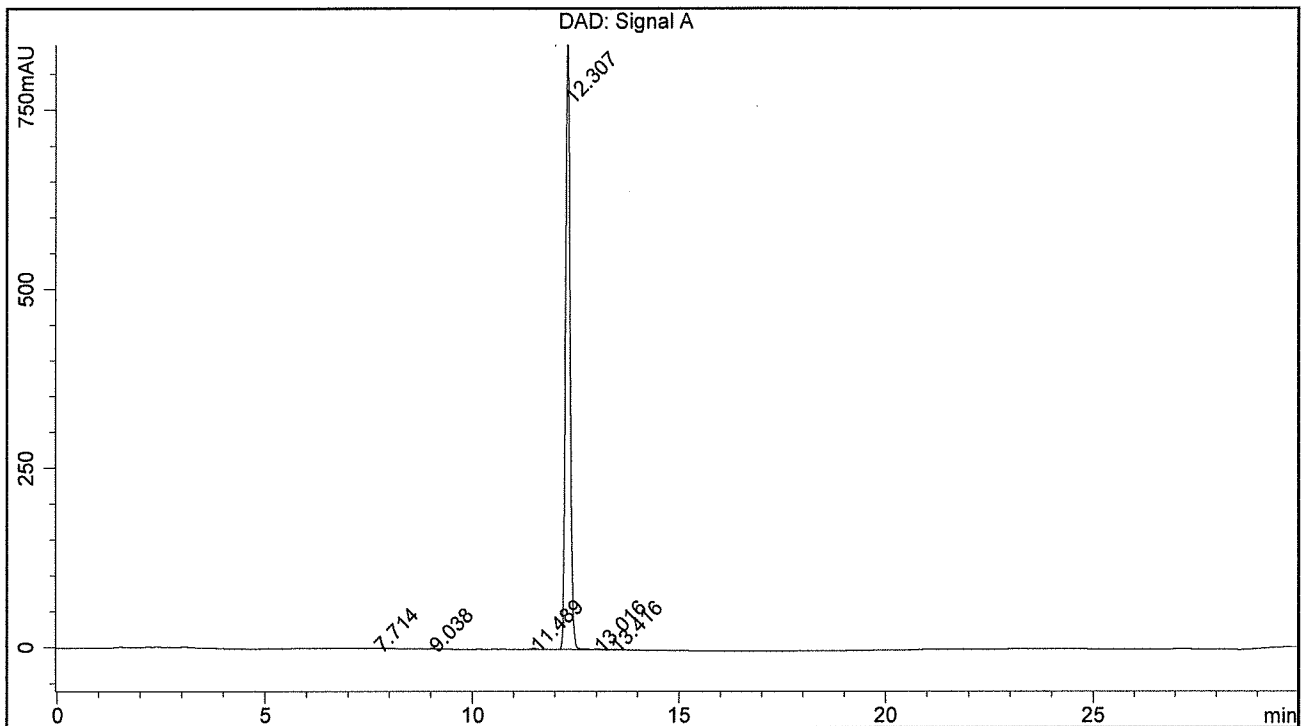
Lot Number: BDG 12318



BDG - Analysis of 11-Deoxycortisol-2,2,4,6,6-d5

Column : Phenomenex Luna C18(2) 5um 250 x 4.6 mm
 Guard : Phenomenex Security Guard C18 RP 4 x 3 mm
 Mobile Phase A : Water
 Mobile Phase B : Acetonitrile
 Gradient (A:B) : T0=70:30, T20=30:70, T25=30:70, T27=:30:70, T30=30:70
 Flow Rate : 1.0 mL/min
 Sample Solvent : Mobile Phase
 Column Temperature : 20C
 Injection Volume : 10 uL
 Detection : UV at 205 nm

Sample Name	BDG 12318	Instrument	AnalyticalLC01
Acquisition	10/07/2011, 13:25:22	Method (rev.)	LC10449a (3)
Sequence	BDG_10Jul2011b - Reprocessed	Vial Position	1
Operator	solvation010\cerityadmin	Injection	1 of 1



Area Percent Report

Peak#	RT	Peak Height	Peak Area	Width	Area %
1	7.71 min	0.4688	6.5676	0.1754 min	0.100 %
2	9.04 min	1.0022	7.5155	0.1155 min	0.115 %
3	11.49 min	1.3523	10.8011	0.1212 min	0.165 %
4	12.31 min	865.9929	6503.7415	0.1156 min	99.131 %
5	13.02 min	0.8669	14.8300	0.2296 min	0.226 %
6	13.42 min	0.8482	17.3000	0.2599 min	0.264 %